



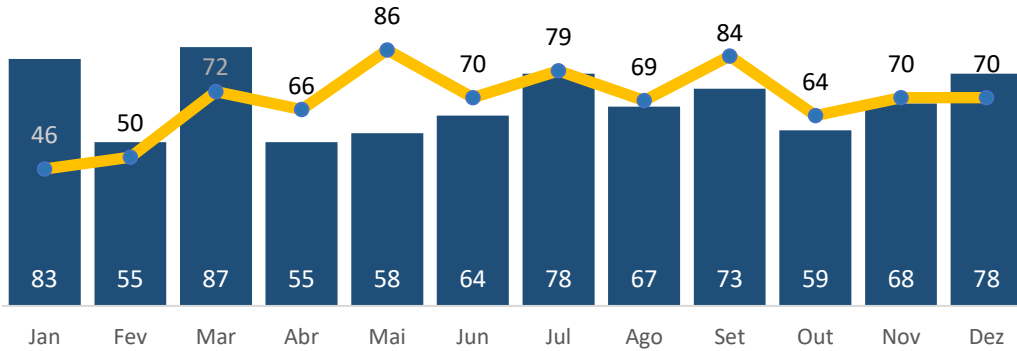
VÍTIMAS FATAIS NO TRÂNSITO - 2023

Observatório da Segurança Pública do Espírito Santo

EVOLUÇÃO MENSAL

Atualização:

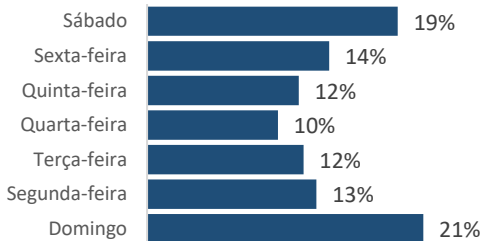
Dezembro/2023



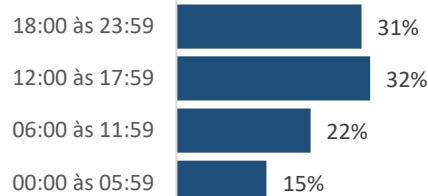
2022:	826
2023:	825
(%):	-0,1%
Taxa por cem mil hab.	
Taxa 2023:	21,5
Taxa 2022:	20,1
Taxa 2011:	32,7
Comparativo Taxa	
2023/2022:	7,1%
2023/2011:	-38,5%

Região	Jan	Fev	Mar	Abr	Mai	Jun	Jul	Ago	Set	Out	Nov	Dez	2023	2022	(%)
METROPOLITANA	26	17	24	17	14	10	22	18	17	11	19	22	217	214	1,4%
NOROESTE	12	13	17	12	13	12	18	10	12	14	15	12	160	165	-3,0%
NORTE	20	11	23	14	9	16	14	11	16	14	15	16	179	163	9,8%
SERRANA	12	8	7	4	11	13	5	10	11	8	11	14	114	115	-0,9%
SUL	13	6	16	8	11	13	19	18	17	12	8	14	155	169	-8,3%
Total	83	55	87	55	58	64	78	67	73	59	68	78	825	826	-0,1%

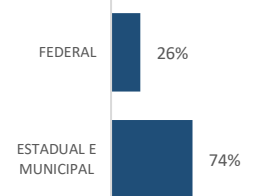
Dia da Semana 2023



Faixa Horária 2023




Tipo de Via 2023



Ranking	Município	2023	2022	(%)	Faixa etária 2023
1º	SERRA	65	79	-18%	acima de 75: 4%
2º	SAO MATEUS	45	31	45%	65 a 74: 9%
3º	LINHARES	37	42	-12%	55 a 64: 12%
4º	VILA VELHA	36	45	-20%	45 a 54: 18%
5º	COLATINA	35	30	17%	35 a 44: 18%
6º	VITORIA	33	34	-3%	25 a 34: 19%
7º	CACHOEIRO DE ITAPEMIRIM	31	44	-30%	15 a 24: 18%
8º	ARACRUZ	27	23	17%	0 a 14: 3%
9º	NOVA VENECIA	26	22	18%	
10º	CARIACICA	24	28	-14%	

Sexo 2023




Vítimas fatais ciclistas



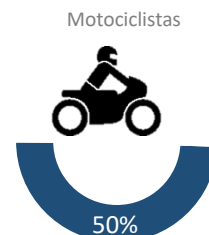
2023: 52 VÍTIMAS
2022: 50 VÍTIMAS
Aumento 4,0%

Vítimas Fatais Atropelamentos



2023: 110 VÍTIMAS
2022: 142 VÍTIMAS
Redução -22,5%

Vítimas fatais com Moto



2023: 409 VÍTIMAS
2022: 408 VÍTIMAS
Aumento 0,2%

REGISTROS DE VÍTIMAS FATAIS DE ACIDENTES DE TRÂNSITO POR MUNICÍPIO

MUNICÍPIOS	jan	fev	mar	abr	mai	jun	jul	ago	set	out	nov	dez	Total 2023	2022 mesmo período
AFONSO CLAUDIO	1	2	2	0	1	1	2	2	0	0	0	1	12	7
AGUA DOCE DO NORTE	0	0	1	0	0	1	1	0	0	0	2	1	6	2
AGUIA BRANCA	0	1	0	0	0	0	1	0	0	0	0	0	2	9
ALEGRE	0	0	0	2	0	0	1	0	0	0	1	0	4	6
ALFREDO CHAVES	0	0	0	0	1	1	2	0	0	0	0	0	4	7
ALTO RIO NOVO	0	0	0	0	0	0	4	0	0	0	0	0	4	4
ANCHIETA	2	0	1	0	2	2	1	1	3	1	0	4	17	10
APIACA	0	0	0	0	1	0	0	0	0	0	0	0	1	3
ARACRUZ	2	0	4	6	1	0	4	3	1	1	2	3	27	23
ATILIO VIVACQUA	1	0	0	0	2	0	0	0	0	0	0	0	3	6
BAIXO GUANDU	0	0	0	1	2	0	1	1	1	1	0	0	7	12
BARRA DE SAO FRANCISCO	0	0	1	3	2	2	1	0	0	2	1	1	13	24
BOA ESPERANCA	0	0	0	0	0	0	1	0	0	1	1	0	3	4
BOM JESUS DO NORTE	0	0	0	0	0	0	0	0	0	0	0	0	0	1
BREJETUBA	0	2	0	0	0	1	0	0	1	0	0	1	5	1
CACHOEIRO DE ITAPEMIRIM	3	1	4	2	2	5	3	1	5	1	3	1	31	44
CARIACICA	3	1	5	1	1	2	1	1	3	2	3	1	24	28
CASTELO	0	0	1	1	1	1	0	0	1	2	1	3	11	12
COLATINA	5	3	7	1	0	2	3	2	3	4	2	3	35	30
CONCEICAO DA BARRA	1	3	1	1	0	1	2	0	1	0	2	0	12	4
CONCEICAO DO CASTELO	1	1	0	1	0	2	1	0	0	0	1	1	8	10
DIVINO DE SAO LOURENCO	0	0	0	0	0	0	1	0	0	0	0	0	1	0
DOMINGOS MARTINS	2	0	1	0	1	1	0	1	2	1	2	1	12	15
DORES DO RIO PRETO	0	0	0	0	0	0	0	0	0	1	0	0	1	4
ECOPORANGA	1	2	1	0	2	2	0	0	1	0	2	1	12	7
FUNDAO	3	0	1	0	0	0	0	0	0	2	0	1	7	8
GOVERNADOR LINDENBERG	0	0	0	0	0	0	3	0	1	0	0	0	4	7
GUACUI	2	0	1	0	0	1	0	0	2	0	0	0	6	5
GUARAPARI	2	4	4	2	1	0	3	1	1	1	3	0	22	14
IBATIBA	1	0	0	0	1	2	0	1	1	0	2	0	8	15
IBIRACU	0	0	0	0	0	2	1	0	2	0	0	0	5	0
IBITIRAMA	2	0	1	0	0	0	0	0	0	0	0	3	6	5
ICONHA	0	0	1	0	0	0	1	1	0	0	1	0	4	5
IRUPI	0	0	0	0	1	0	0	0	1	0	0	0	2	2
ITAGUACU	0	0	0	0	0	1	0	1	0	0	1	0	3	5
ITAPEMIRIM	1	2	3	1	1	0	2	3	3	3	0	3	22	12
ITARANA	1	1	0	0	0	0	0	1	0	0	1	0	4	5
IUNA	0	1	0	1	1	0	0	0	0	2	0	1	6	8
JAGUARE	0	1	4	0	1	0	0	0	0	1	1	1	9	10
JERONIMO MONTEIRO	0	0	0	0	0	1	1	0	1	0	0	0	3	4
JOAO NEIVA	0	0	0	0	1	2	0	0	0	0	3	1	7	10
LARANJA DA TERRA	0	1	3	0	1	0	0	0	1	1	2	0	9	1
LINHARES	2	4	5	5	2	3	2	4	3	3	1	3	37	42
MANTENOPOLIS	1	1	0	0	0	0	0	0	0	3	0	1	6	5
MARATAIZES	1	0	0	1	0	0	0	3	0	0	0	0	5	7
MARECHAL FLORIANO	0	0	0	0	0	0	0	2	1	1	1	3	8	10
MARILANDIA	0	0	0	0	0	0	0	0	0	0	1	0	1	4
MIMOSO DO SUL	0	0	0	1	1	2	1	1	0	1	1	1	9	15
MONTANHA	0	0	2	1	1	1	1	1	0	0	0	0	7	4
MUCURICI	0	0	0	1	0	0	0	3	0	0	0	0	4	2
MUNIZ FREIRE	0	0	0	0	0	1	0	0	2	0	0	0	3	5
MUQUI	1	1	0	0	0	0	0	0	1	0	0	1	4	7
NOVA VENECIA	4	2	2	5	3	1	0	0	3	0	3	3	26	22
PANCAS	0	1	0	0	1	0	0	0	1	1	2	0	6	8
PEDRO CANARIO	0	0	0	0	1	1	0	0	0	2	0	0	4	10
PINHEIROS	0	3	3	0	0	0	0	0	0	1	0	0	7	8
PIUMA	0	0	1	0	0	0	2	1	0	1	1	0	6	2
PONTO BELO	1	0	0	0	0	0	1	0	0	0	0	0	2	0
PRESIDENTE KENNEDY	0	1	1	0	0	0	0	6	1	0	0	0	9	7
RIO BANANAL	1	0	0	1	0	0	0	0	2	1	0	0	5	8
RIO NOVO DO SUL	1	0	1	0	0	0	1	0	0	2	0	0	5	5
SANTA LEOPOLDINA	1	0	0	0	2	0	1	0	0	0	0	0	4	5
SANTA MARIA DE JETIBA	2	0	0	1	1	0	1	1	2	0	0	1	9	5
SANTA TERESA	1	0	0	1	0	1	0	0	0	2	0	2	7	5
SAO DOMINGOS DO NORTE	0	0	0	0	2	2	0	1	1	0	0	0	6	3
SAO GABRIEL DA PALHA	0	0	0	0	0	0	1	1	1	1	1	2	7	9
SAO JOSE DO CALCADO	0	0	0	0	0	0	0	0	0	0	0	1	1	4
SAO MATEUS	3	2	5	0	3	5	4	4	4	4	5	6	45	31
SAO ROQUE DO CANAA	0	0	0	0	0	2	0	1	0	0	1	0	4	4
SERRA	10	4	2	4	5	5	11	6	4	1	4	9	65	79
SOORETAMA	7	0	1	1	0	2	1	0	3	0	0	0	15	12
VARGEM ALTA	1	1	2	0	0	0	3	1	0	0	0	0	8	3
VENDA NOVA DO IMIGRANTE	0	0	0	0	2	1	0	0	0	1	0	0	4	7
VIANA	5	3	4	3	1	1	1	2	0	1	1	1	23	14
VILA PAVAO	0	0	0	0	0	1	0	1	0	0	0	0	2	1
VILA VALERIO	1	1	2	0	0	0	0	0	0	0	1	1	6	5
VILA VELHA	3	4	5	3	4	1	2	5	3	2	1	3	36	45
VITORIA	3	1	4	4	2	1	4	2	3	4	3	2	33	34
NÃO INFORMADO	0	0	0	0	0	0	0	1	3	0	4	6	14	0
Total Geral	83	55	87	55	58	64	78	67	73	59	68	78	825	826