

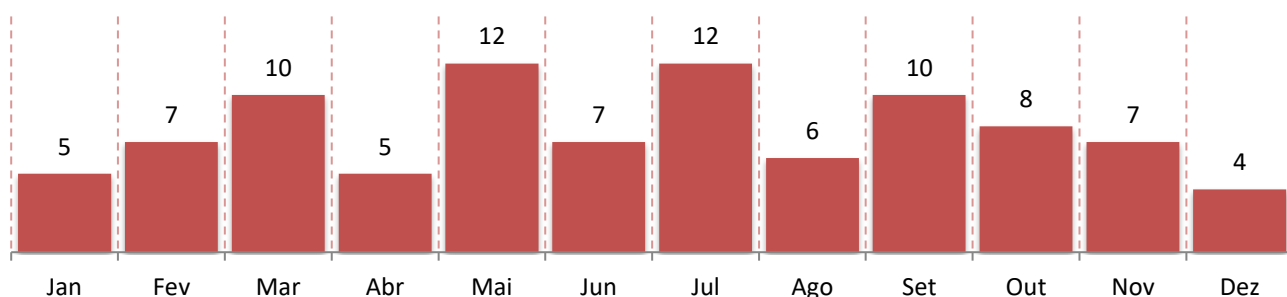


Homicídios de Mulheres - 2024

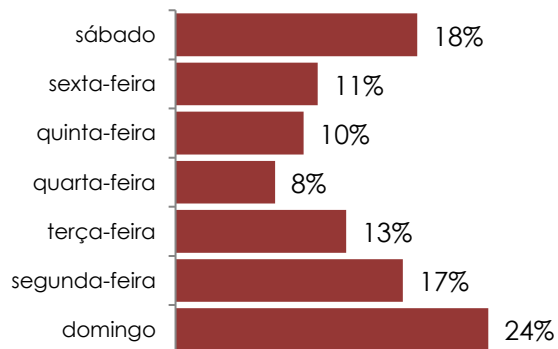
Mês	*Feminicídio Confirmado	Feminicídio em apuração	Homicídio Doloso	Total (Feminicídio + homicídio)
Janeiro	2	0	3	5
Fevereiro	4	0	3	7
Março	2	0	8	10
Abril	1	0	4	5
Mai	6	0	6	12
Junho	6	0	1	7
Julho	6	0	6	12
Agosto	1	0	5	6
Setembro	2	0	8	10
Outubro	3	0	5	8
Novembro	4	0	3	7
Dezembro	1	-	3	4
Total	38	0	55	93

*Feminicídio é o homicídio doloso praticado contra a mulher em razão da condição do sexo feminino. Decorre, muitas vezes, de circunstâncias e contextos de violência doméstica e familiar.

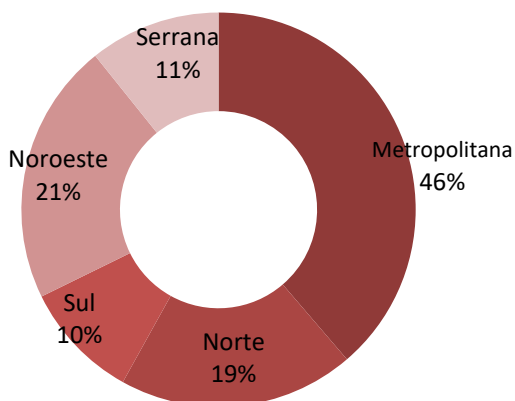
Homicídios de Mulheres - Evolução Mensal



Dia da semana



Distribuição por Região



ESPÍRITO SANTO - HOMICÍDIOS DE MULHERES (Inclui feminicídios)

Região	Município	Jan	Fev	Mar	Abr	Mai	Jun	Jul	Ago	Set	Out	Nov	Dez	Total 2024
Metropolitana	CARIACICA	0	1	0	0	2	2	0	0	0	1	0	1	7
	GUARAPARI	1	0	0	1	0	0	0	0	0	0	0	1	3
	SERRA	0	1	1	0	2	0	1	2	2	0	3	0	12
	VIANA	0	0	0	0	0	0	0	0	0	0	0	0	0
	VILA VELHA	1	2	5	1	0	1	1	1	0	1	0	0	13
	VITORIA	0	0	0	0	0	1	0	0	0	0	0	0	1
Norte	ARACRUZ	0	0	1	0	0	0	2	0	0	0	0	0	3
	CONCEICAO DA BARRA	0	0	0	0	0	0	0	0	0	0	0	0	0
	FUNDAO	0	0	0	0	1	0	0	0	0	0	0	0	1
	IBIRACU	0	0	0	0	0	0	0	0	1	0	0	0	1
	JAGUARE	0	0	0	0	0	0	0	0	0	1	0	0	1
	JOAO NEIVA	0	0	0	0	0	0	0	0	0	0	0	0	0
	LINHARES	1	0	1	0	1	0	1	1	0	2	0	0	7
	PEDRO CANARIO	0	1	0	0	1	0	0	0	0	0	0	0	2
	RIO BANANAL	0	0	0	0	0	0	0	0	0	0	0	0	0
	SAO MATEUS	0	0	1	0	0	0	1	0	0	0	0	0	2
SOORETAMA	0	0	0	0	0	0	0	0	0	0	0	0	0	
Sul	ALEGRE	0	0	0	0	0	0	0	0	0	0	0	0	0
	ALFREDO CHAVES	1	0	0	0	0	0	0	0	0	0	0	0	1
	ANCHIETA	0	0	0	0	0	0	0	0	0	0	0	0	0
	APIACA	-	-	-	-	-	-	-	-	-	-	-	-	0
	ATILIO VIVACQUA	0	0	0	0	0	0	0	0	0	0	0	0	0
	BOM JESUS DO NORTE	0	0	0	0	0	0	0	0	0	0	0	0	0
	CACHOEIRO DE ITAPEMIRIM	0	0	0	0	0	0	0	0	2	0	0	1	3
	CASTELO	0	0	0	0	0	1	0	0	0	0	0	0	1
	DIVINO DE SAO LOURENCO	0	0	0	0	0	0	0	0	0	0	0	0	0
	DORES DO RIO PRETO	-	-	-	-	-	-	-	-	-	-	-	-	0
	GUACUI	0	0	0	0	0	0	0	0	0	0	0	0	0
	ICONHA	-	-	-	-	-	-	-	-	-	-	-	-	0
	ITAPEMIRIM	0	0	0	0	0	0	0	0	0	0	0	0	0
	JERONIMO MONTEIRO	0	1	0	0	1	0	0	0	0	0	0	0	2
	MARATAIZES	0	0	0	0	0	0	0	0	0	0	1	0	1
	MIMOSO DO SUL	0	0	0	0	0	0	0	0	0	0	0	0	0
	MUQUI	0	0	0	0	0	0	0	0	0	0	0	0	0
	PIUMA	0	0	0	0	0	0	0	0	0	0	0	0	0
	PRESIDENTE KENNEDY	0	0	0	0	0	0	0	0	1	0	0	0	1
	RIO NOVO DO SUL	0	0	0	0	0	0	0	0	0	0	0	0	0
SAO JOSE DO CALCADO	0	0	0	0	0	0	0	0	0	0	0	0	0	
VARGEM ALTA	0	0	0	0	0	0	0	0	0	0	0	0	0	
Noroeste	AGUA DOCE DO NORTE	0	0	0	1	0	0	0	0	0	0	0	0	1
	AGUA BRANCA	0	0	0	0	0	0	0	0	0	0	0	0	0
	ALTO RIO NOVO	0	0	0	0	0	0	0	0	0	0	0	0	0
	BAIXO GUANDU	0	0	0	0	0	0	0	0	0	0	0	1	1
	BARRA DE SAO FRANCISCO	0	0	0	0	0	0	1	0	0	0	0	0	1
	BOA ESPERANCA	0	0	0	0	1	0	0	0	0	0	0	0	1
	COLATINA	1	0	0	0	2	0	0	2	0	1	0	0	6
	ECOPORANGA	0	0	1	0	0	1	0	0	0	0	0	0	2
	GOVERNADOR LINDENBERG	0	0	0	0	0	0	0	0	0	0	0	0	0
	MANTENOPOLIS	0	0	0	0	0	0	1	0	0	0	0	0	1
	MARILANDIA	0	0	0	1	0	0	0	0	0	0	0	0	1
	MONTANHA	0	0	0	0	0	0	0	0	0	0	1	0	1
	MUCURICI	0	0	0	0	0	0	0	0	0	0	0	0	0
	NOVA VENECIA	0	0	0	0	0	0	0	0	0	0	0	0	0
	PANCAS	0	0	0	0	1	0	0	0	0	0	0	0	1
	PINHEIROS	0	0	0	1	0	0	0	0	1	0	0	0	2
	PONTO BELO	0	0	0	0	0	0	0	0	0	0	0	0	0
	SAO DOMINGOS DO NORTE	0	0	0	0	0	0	0	0	0	1	0	0	1
	SAO GABRIEL DA PALHA	0	0	0	0	0	0	0	0	1	0	0	0	1
	VILA PAVAO	0	0	0	0	0	0	0	0	0	0	0	0	0
VILA VALERIO	0	0	0	0	0	0	0	0	1	0	0	0	1	
Serrana	AFONSO CLAUDIO	0	0	0	0	0	0	0	0	0	1	0	0	1
	BREJETUBA	0	0	0	0	0	0	0	0	0	0	0	0	0
	CONCEICAO DO CASTELO	0	0	0	0	0	0	0	0	0	0	0	0	0
	DOMINGOS MARTINS	0	0	0	0	0	0	0	0	0	0	0	0	0
	IBATIBA	0	0	0	0	0	0	0	0	0	0	1	0	1
	IBITIRAMA	0	0	0	0	0	0	0	0	0	0	0	0	0
	IRUPI	0	0	0	0	0	0	0	0	0	0	0	0	0
	ITAGUACU	0	0	0	0	0	0	0	0	0	0	0	0	0
	ITARANA	0	0	0	0	0	0	1	0	0	0	0	0	1
	IUNA	0	0	0	0	0	1	0	0	0	0	0	0	1
	LARANJA DA TERRA	0	1	0	0	0	0	0	0	0	0	0	0	1
	MARECHAL FLORIANO	0	0	0	0	0	0	0	0	1	0	0	0	1
	MUNIZ FREIRE	0	0	0	0	0	0	0	0	0	0	0	0	0
	SANTA LEOPOLDINA	0	0	0	0	0	0	0	0	0	0	0	0	0
	SANTA MARIA DE JETIBA	0	0	0	0	0	0	0	0	0	0	1	0	1
	SANTA TERESA	0	0	0	0	0	0	0	0	0	0	0	0	0
	SAO ROQUE DO CANAA	0	0	0	0	0	0	1	0	0	0	0	0	1
VENDA NOVA DO IMIGRANTE	0	0	0	0	0	0	2	0	0	0	0	0	2	
ES	Total Estado	5	7	10	5	12	7	12	6	10	8	7	4	93

ESPÍRITO SANTO - FEMINICÍDIOS (somente os casos qualificados como Femicídio)

Região	Município	Jan	Fev	Mar	Abr	Mai	Jun	Jul	Ago	Set	Out	Nov	Dez	Total 2024
Metropolitana	CARIACICA	0	1	0	0	1	2	0	0	0	0	0	0	4
	GUARAPARI	1	0	0	1	0	0	0	0	0	0	0	1	3
	SERRA	0	1	0	0	2	0	0	1	0	0	1	0	5
	VIANA	0	0	0	0	0	0	0	0	0	0	0	0	0
	VILA VELHA	0	0	2	0	0	1	0	0	0	0	0	0	3

M	VILA VELHA	0	0	2	0	0	1	0	0	0	0	0	0	3
	VITORIA	0	0	0	0	0	1	0	0	0	0	0	0	1
Norte	ARACRUZ	0	0	0	0	0	0	1	0	0	0	0	0	1
	CONCEICAO DA BARRA	0	0	0	0	0	0	0	0	0	0	0	0	0
	FUNDAO	0	0	0	0	1	0	0	0	0	0	0	0	1
	IBIRACU	-	-	-	-	-	-	-	-	-	-	-	-	0
	JAGUARE	0	0	0	0	0	0	0	0	0	1	0	0	1
	JOAO NEIVA	0	0	0	0	0	0	0	0	0	0	0	0	0
	LINHARES	0	0	0	0	0	0	1	0	0	0	0	0	1
	PEDRO CANARIO	0	0	0	0	0	0	0	0	0	0	0	0	0
	RIO BANANAL	0	0	0	0	0	0	0	0	0	0	0	0	0
	SAO MATEUS	0	0	0	0	0	0	1	0	0	0	0	0	1
SOORETAMA	0	0	0	0	0	0	0	0	0	0	0	0	0	
Sul	ALEGRE	-	-	-	-	-	-	-	-	-	-	-	-	0
	ALFREDO CHAVES	1	0	0	0	0	0	0	0	0	0	0	0	1
	ANCHIETA	0	0	0	0	0	0	0	0	0	0	0	0	0
	APIACA	-	-	-	-	-	-	-	-	-	-	-	-	0
	ATILIO VIVACQUA	0	0	0	0	0	0	0	0	0	0	0	0	0
	BOM JESUS DO NORTE	-	-	-	-	-	-	-	-	-	-	-	-	0
	CACHOEIRO DE ITAPEMIRIM	0	0	0	0	0	0	0	1	0	0	0	0	1
	CASTELO	0	0	0	0	0	1	0	0	0	0	0	0	1
	DIVINO DE SAO LOURENCO	0	0	0	0	0	0	0	0	0	0	0	0	0
	DORES DO RIO PRETO	-	-	-	-	-	-	-	-	-	-	-	-	0
	GUACUJ	0	0	0	0	0	0	0	0	0	0	0	0	0
	ICONHA	-	-	-	-	-	-	-	-	-	-	-	-	0
	ITAPEMIRIM	0	0	0	0	0	0	0	0	0	0	0	0	0
	JERONIMO MONTEIRO	0	1	0	0	1	0	0	0	0	0	0	0	2
	MARATAIZES	0	0	0	0	0	0	0	0	0	0	0	0	0
	MIMOSO DO SUL	0	0	0	0	0	0	0	0	0	0	0	0	0
	MUQUI	0	0	0	0	0	0	0	0	0	0	0	0	0
	PIUMA	0	0	0	0	0	0	0	0	0	0	0	0	0
	PRESIDENTE KENNEDY	-	-	-	-	-	-	-	-	-	-	-	-	0
	RIO NOVO DO SUL	0	0	0	0	0	0	0	0	0	0	0	0	0
SAO JOSE DO CALCADO	0	0	0	0	0	0	0	0	0	0	0	0	0	
VARGEM ALTA	0	0	0	0	0	0	0	0	0	0	0	0	0	
Nordeste	AGUA DOCE DO NORTE	0	0	0	0	0	0	0	0	0	0	0	0	0
	AGUIA BRANCA	-	-	-	-	-	-	-	-	-	-	-	-	0
	ALTO RIO NOVO	0	0	0	0	0	0	0	0	0	0	0	0	0
	BAIXO GUANDU	-	-	-	-	-	-	-	-	-	-	-	-	0
	BARRA DE SAO FRANCISCO	0	0	0	0	0	0	0	0	0	0	0	0	0
	BOA ESPERANCA	0	0	0	0	1	0	0	0	0	0	0	0	1
	COLATINA	0	0	0	0	0	0	0	0	0	1	0	0	1
	ECOPORANGA	0	0	0	0	0	1	0	0	0	0	0	0	1
	GOVERNADOR LINDENBERG	-	-	-	-	-	-	-	-	-	-	-	-	0
	MANTENOPOLIS	-	-	-	-	-	-	-	-	-	-	-	-	0
	MARILANDIA	0	0	0	0	0	0	0	0	0	0	0	0	0
	MONTANHA	0	0	0	0	0	0	0	0	0	0	1	0	1
	MUCURICI	0	0	0	0	0	0	0	0	0	0	0	0	0
	NOVA VENECIA	0	0	0	0	0	0	0	0	0	0	0	0	0
	PANCAS	0	0	0	0	0	0	0	0	0	0	0	0	0
	PINHEIROS	0	0	0	0	0	0	0	0	0	0	0	0	0
	PONTO BELO	-	-	-	-	-	-	-	-	-	-	-	-	0
	SAO DOMINGOS DO NORTE	0	0	0	0	0	0	0	0	0	0	0	0	0
SAO GABRIEL DA PALHA	0	0	0	0	0	0	0	0	0	0	0	0	0	
VILA PAVAO	-	-	-	-	-	-	-	-	-	-	-	-	0	
VILA VALERIO	-	-	-	-	-	-	-	-	-	-	-	-	0	
Serrana	AFONSO CLAUDIO	0	0	0	0	0	0	0	0	1	0	0	0	1
	BREJETUBA	-	-	-	-	-	-	-	-	-	-	-	-	0
	CONCEICAO DO CASTELO	0	0	0	0	0	0	0	0	0	0	0	0	0
	DOMINGOS MARTINS	0	0	0	0	0	0	0	0	0	0	0	0	0
	IBATIBA	0	0	0	0	0	0	0	0	0	0	1	0	1
	IBITIRAMA	0	0	0	0	0	0	0	0	0	0	0	0	0
	IRUPI	0	0	0	0	0	0	0	0	0	0	0	0	0
	ITAGUACU	0	0	0	0	0	0	0	0	0	0	0	0	0
	ITARANA	0	0	0	0	0	0	0	0	0	0	0	0	0
	IUNA	0	0	0	0	0	0	0	0	0	0	0	0	0
	LARANJA DA TERRA	0	1	0	0	0	0	0	0	0	0	0	0	1
	MARECHAL FLORIANO	0	0	0	0	0	0	0	0	1	0	0	0	1
	MUNIZ FREIRE	-	-	-	-	-	-	-	-	-	-	-	-	0
	SANTA LEOPOLDINA	-	-	-	-	-	-	-	-	-	-	-	-	0
	SANTA MARIA DE JETIBA	0	0	0	0	0	0	0	0	0	0	1	0	1
	SANTA TERESA	0	0	0	0	0	0	0	0	0	0	0	0	0
SAO ROQUE DO CANAA	0	0	0	0	0	0	1	0	0	0	0	0	1	
VENDA NOVA DO IMIGRANTE	0	0	0	0	0	0	2	0	0	0	0	0	2	
ES	Total Estado	2	4	2	1	6	6	6	1	2	3	4	1	38