



Governo do Estado do Espírito Santo

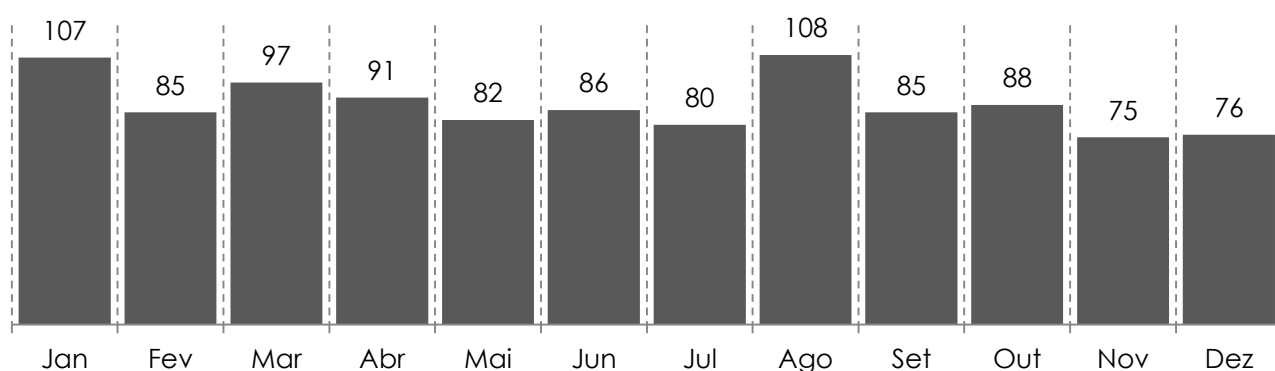
Secretaria de Estado da Segurança Pública e Defesa Social

Observatório da Segurança Pública

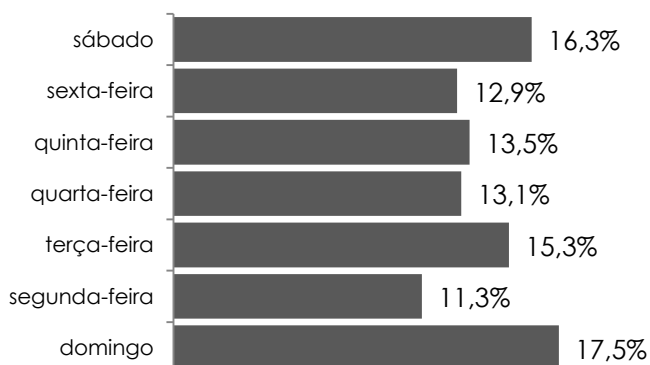
Homicídios Dolosos - 2021

Região	Jan	Fev	Mar	Abr	Mai	Jun	Jul	Ago	Set	Out	Nov	Dez	Total
Metropolitana	49	34	51	51	34	43	40	62	38	41	36	40	519
Norte	17	23	27	12	21	15	9	29	20	20	14	14	221
Sul	20	5	2	13	5	7	12	5	9	9	8	6	101
Noroeste	17	16	11	8	18	15	14	11	13	15	10	12	160
Serrana	4	7	6	7	4	6	5	1	5	3	7	4	59
Estado	107	85	97	91	82	86	80	108	85	88	75	76	1060

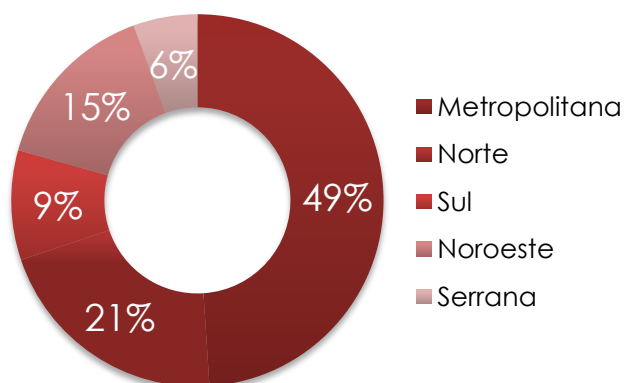
Evolução Mensal



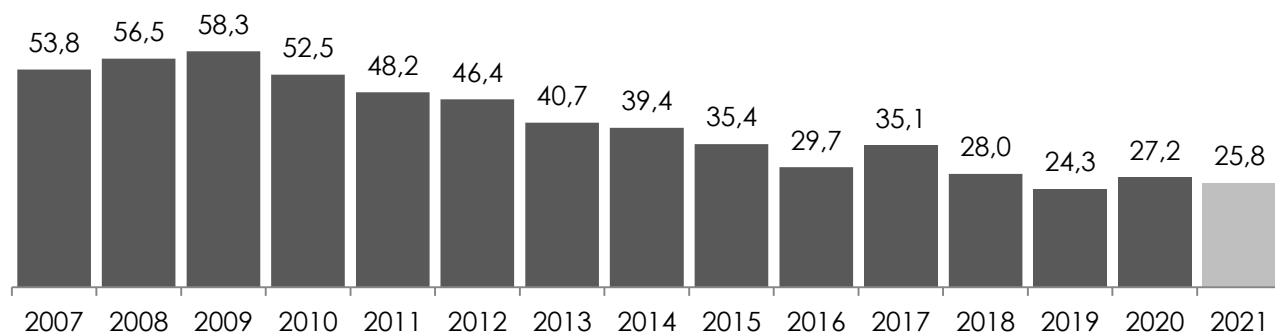
Dia da Semana



Distribuição por Região



Taxa por cem mil habitantes



ESPÍRITO SANTO - HOMICÍDIOS DOLOSOS

Região	Município	Jan	Fev	Mar	Abr	Mai	Jun	Jul	Ago	Set	Out	Nov	Dez	Total 2021
Metropolitana	CARIACICA	20	9	16	13	12	9	6	14	11	6	10	12	138
	GUARAPARI	4	2	4	3	3	1	2	3	1	1	2	1	27
	SERRA	10	9	11	16	8	14	11	17	9	12	7	14	138
	VIANA	3	1	1	0	0	3	2	0	2	3	0	0	15
	VILA VELHA	6	10	9	12	10	13	15	14	11	16	10	9	135
	VITORIA	6	3	10	7	1	3	4	14	4	3	7	4	66
Norte	ARACRUZ	0	0	1	1	3	1	2	1	0	3	1	0	13
	CONCEICAO DA BARRA	2	1	1	3	4	1	2	6	3	3	1	1	28
	FUNDAO	1	2	0	0	0	0	0	2	1	0	1	0	7
	IBIRACU	0	0	0	0	0	0	0	0	0	0	0	0	0
	JAGUARE	4	8	3	1	1	0	0	0	1	0	1	2	21
	JOAO NEIVA	1	0	1	0	0	0	0	0	0	0	0	0	2
	LINHARES	4	7	8	3	7	8	3	14	8	6	4	3	75
	PEDRO CANARIO	0	0	1	0	0	0	0	1	1	0	1	1	5
	RIO BANANAL	0	0	1	0	1	0	0	1	0	0	0	1	4
	SAO MATEUS	4	4	7	3	5	4	1	1	5	4	3	5	46
	SOORETAMA	1	1	4	1	0	1	1	3	1	4	2	1	20
Sul	ALEGRE	0	0	0	0	0	0	0	0	1	0	0	0	1
	ALFREDO CHAVES	1	0	0	0	0	0	0	0	0	0	0	1	2
	ANCHIETA	3	0	1	3	0	2	0	0	0	0	1	0	10
	APIACA	0	0	0	0	0	0	0	0	1	0	0	0	1
	ATILIO VIVACQUA	2	0	0	0	0	0	0	0	0	0	0	0	2
	BOM JESUS DO NORTE	0	0	0	0	0	0	0	0	0	0	0	0	0
	CACHOEIRO DE ITAPEMIRIM	2	2	0	4	1	2	2	1	2	4	3	1	24
	CASTELO	0	0	0	1	1	0	1	0	0	0	0	0	3
	DIVINO DE SAO LOURENCO	0	0	0	0	0	0	0	1	0	0	0	0	1
	DORES DO RIO PRETO	0	0	0	0	0	0	0	0	0	1	0	0	1
	GUACUI	1	1	0	1	0	0	1	0	0	2	0	0	6
	ICONHA	0	0	0	0	0	0	0	0	0	0	1	0	1
	ITAPEMIRIM	1	2	1	0	0	0	2	0	2	0	2	2	12
	JERONIMO MONTEIRO	0	0	0	0	0	0	0	1	0	2	0	1	4
	MARATAIZES	5	0	0	1	0	0	0	0	2	0	0	1	9
	MIMOSO DO SUL	1	0	0	2	0	2	0	0	0	0	0	0	5
	MUQUI	0	0	0	0	0	0	3	0	0	0	0	0	3
	PIUMA	1	0	0	1	0	1	1	1	0	0	0	0	5
	PRESIDENTE KENNEDY	0	0	0	0	3	0	0	0	1	0	0	0	4
	RIO NOVO DO SUL	1	0	0	0	0	0	1	1	0	0	1	0	4
SAO JOSE DO CALCADO	1	0	0	0	0	0	0	0	0	0	0	0	1	
VARGEM ALTA	1	0	0	0	0	0	1	0	0	0	0	0	2	
Noroeste	AGUA DOCE DO NORTE	0	1	0	0	1	1	0	1	0	0	0	0	4
	AGUIA BRANCA	0	0	0	0	2	0	2	0	0	2	0	0	6
	ALTO RIO NOVO	0	0	0	0	0	0	0	0	1	0	0	1	2
	BAIXO GUANDU	1	0	0	0	2	0	0	1	0	3	1	0	8
	BARRA DE SAO FRANCISCO	3	0	0	1	1	2	0	0	0	0	0	1	8
	BOA ESPERANCA	1	1	1	0	1	2	1	1	1	1	1	0	11
	COLATINA	1	2	1	1	1	0	0	0	3	0	0	2	11
	ECOPORANGA	0	2	0	0	1	0	0	0	0	1	0	1	5
	GOVERNADOR LINDENBERG	1	1	0	0	1	0	0	0	0	0	0	0	3
	MANTENOPOLIS	0	0	1	0	1	1	0	1	0	0	1	2	7
	MARILANDIA	0	0	0	1	0	0	0	0	0	0	0	0	1
	MONTANHA	0	1	0	0	1	0	0	0	1	0	1	0	4
	MUCURICI	0	0	1	1	0	0	0	0	0	0	0	0	2
	NOVA VENECIA	2	3	0	1	3	1	3	2	2	1	1	1	20
	PANCAS	2	0	1	0	0	0	1	1	0	2	0	2	9
	PINHEIROS	3	4	2	0	1	1	2	1	3	0	1	1	19
	PONTO BELO	0	0	0	0	0	0	0	0	0	0	0	0	0
SAO DOMINGOS DO NORTE	0	0	1	0	0	6	1	0	0	1	0	0	9	
SAO GABRIEL DA PALHA	2	1	3	2	2	0	1	2	1	3	3	0	20	
VILA PAVAO	0	0	0	0	0	1	0	0	0	0	0	0	1	
VILA VALERIO	1	0	0	1	0	0	3	1	1	1	1	1	10	
Serrana	AFONSO CLAUDIO	1	0	0	1	1	1	1	0	1	0	0	1	7
	BREJETUBA	0	0	0	0	0	0	0	1	1	0	0	1	3
	CONCEICAO DO CASTELO	0	0	0	0	0	0	0	0	2	1	0	0	3
	DOMINGOS MARTINS	0	0	1	0	0	0	0	0	0	1	1	0	3
	IBATIBA	2	0	3	1	1	1	1	0	1	0	0	0	10
	IBITIRAMA	1	3	0	0	2	0	0	0	0	0	1	0	7
	IRUPI	0	0	1	0	0	1	0	0	0	0	0	0	2
	ITAGUACU	0	0	0	0	0	0	2	0	0	0	0	0	2
	ITARANA	0	0	0	0	0	0	0	0	0	0	0	0	0
	IUNA	0	0	1	0	0	0	0	0	0	1	1	2	5
	LARANJA DA TERRA	0	0	0	0	0	0	0	0	0	0	0	0	0
	MARECHAL FLORIANO	0	0	0	1	0	0	0	0	0	0	3	0	4
	MUNIZ FREIRE	0	0	0	0	0	0	0	0	0	0	0	0	0
	SANTA LEOPOLDINA	0	0	0	2	0	2	0	0	0	0	0	0	4
	SANTA MARIA DE JETIBA	0	2	0	1	0	1	0	0	0	0	1	0	5
	SANTA TERESA	0	0	0	1	0	0	1	0	0	0	0	0	2
	SAO ROQUE DO CANAA	0	1	0	0	0	0	0	0	0	0	0	0	1
VENDA NOVA DO IMIGRANTE	0	1	0	0	0	0	0	0	0	0	0	0	1	
ES	Total Estado	107	85	97	91	82	86	80	108	85	88	75	76	1060