



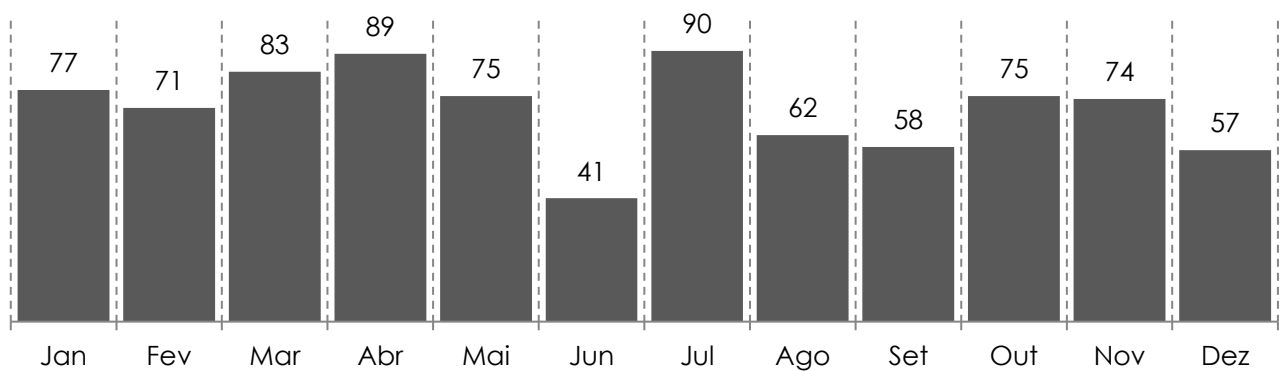
## Governo do Estado do Espírito Santo

Secretaria de Estado da Segurança Pública e Defesa Social  
Observatório da Segurança Pública

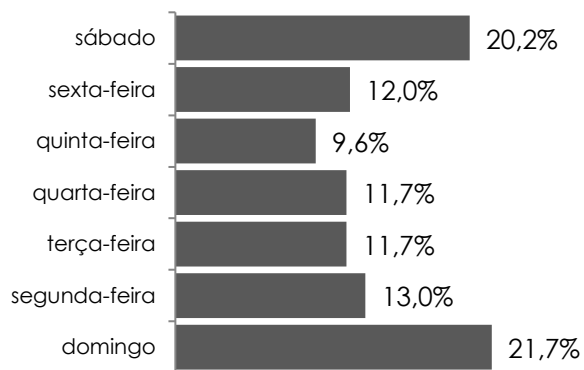
### Homicídios Dolosos - 2024

Região	Jan	Fev	Mar	Abr	Mai	Jun	Jul	Ago	Set	Out	Nov	Dez	Total
Metropolitana	39	36	36	47	35	24	42	27	23	32	36	29	406
Norte	19	18	15	10	17	7	21	20	10	17	9	10	173
Sul	9	5	13	6	6	4	6	2	11	8	9	8	87
Noroeste	5	10	15	17	15	5	13	10	8	12	10	7	127
Serrana	5	2	4	9	2	1	8	3	6	6	10	3	59
Estado	77	71	83	89	75	41	90	62	58	75	74	57	852

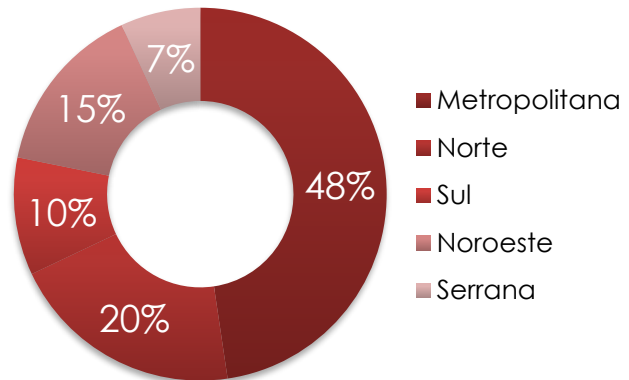
### Evolução Mensal



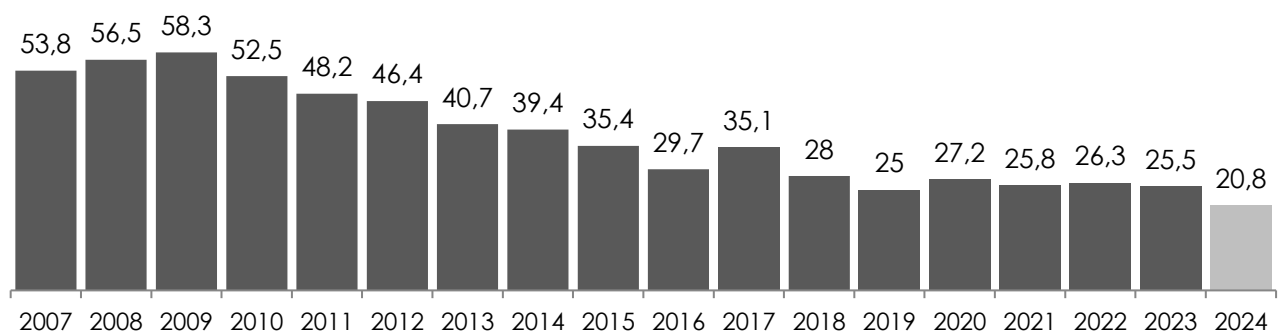
### Dia da Semana



### Distribuição por Região



### Taxa por cem mil habitantes



## ESPÍRITO SANTO - HOMICÍDIOS DOLOSOS

Região	Município	Jan	Fev	Mar	Abr	Mai	Jun	Jul	Ago	Set	Out	Nov	Dez	Total 2024
Metropolitana	CARIACICA	4	7	8	10	17	11	8	8	9	8	2	4	96
	GUARAPARI	3	2	0	3	0	0	3	2	0	0	1	2	16
	SERRA	9	12	14	12	5	5	12	8	5	12	19	8	121
	VIANA	2	1	1	3	0	0	3	1	0	0	3	1	15
	VILA VELHA	9	8	11	7	11	7	10	4	5	10	10	11	103
	VITORIA	12	6	2	12	2	1	6	4	4	2	1	3	55
Norte	ARACRUZ	3	0	1	0	0	1	7	2	1	2	0	0	17
	CONCEICAO DA BARRA	0	4	1	1	3	0	0	3	0	0	2	0	14
	FUNDAO	0	3	0	0	2	0	0	1	2	0	0	1	9
	IBIRACU	2	0	0	0	0	0	0	0	1	0	0	0	3
	JAGUARE	1	1	1	1	1	0	1	0	0	2	0	1	9
	JOAO NEIVA	0	0	0	0	0	0	0	0	0	0	0	1	1
	LINHARES	7	2	4	5	5	5	3	10	2	8	4	3	58
	PEDRO CANARIO	0	1	0	1	3	1	1	2	0	1	0	0	10
	RIO BANANAL	0	1	0	0	0	0	0	0	0	0	0	0	1
	SAO MATEUS	5	5	8	1	1	0	7	1	2	2	3	3	38
SOORETAMA	0	0	0	1	2	0	2	1	1	1	0	1	9	
Sul	ALEGRE	0	0	1	0	0	0	0	0	0	0	0	0	1
	ALFREDO CHAVES	1	0	0	0	0	0	0	0	0	0	0	0	1
	ANCHIETA	0	1	0	0	0	0	1	0	2	1	2	0	7
	APIACA	0	0	0	0	0	0	0	0	0	1	0	0	1
	ATILIO VIVACQUA	0	0	0	0	0	1	0	0	0	0	0	0	1
	BOM JESUS DO NORTE	0	0	0	0	0	0	0	0	1	0	0	0	1
	CACHOEIRO DE ITAPEMIRIM	1	2	5	1	2	2	1	2	2	2	1	3	24
	CASTELO	0	0	0	1	1	1	0	0	0	0	0	0	3
	DIVINO DE SAO LOURENCO	0	0	0	0	0	0	0	0	0	0	0	0	0
	DORES DO RIO PRETO	0	0	0	0	0	0	0	0	0	0	0	0	0
	GUACUI	2	0	0	0	0	0	3	0	0	0	1	0	6
	ICONHA	0	0	0	0	0	0	0	0	0	0	0	0	0
	ITAPEMIRIM	2	0	2	1	0	0	0	0	2	0	2	2	11
	JERONIMO MONTEIRO	0	1	0	0	1	0	0	0	0	0	0	0	2
	MARATAIZES	0	0	1	2	0	0	0	0	2	0	1	1	7
	MIMOSO DO SUL	0	1	0	1	1	0	0	0	0	1	0	0	4
	MUQUI	0	0	0	0	0	0	0	0	0	0	0	0	0
	PIUMA	2	0	3	0	0	0	0	0	0	0	1	2	8
	PRESIDENTE KENNEDY	1	0	1	0	0	0	1	0	1	0	0	0	4
RIO NOVO DO SUL	0	0	0	0	1	0	0	0	0	0	0	0	1	
SAO JOSE DO CALCADO	0	0	0	0	0	0	0	0	0	0	0	0	0	
VARGEM ALTA	0	0	0	0	0	0	0	0	1	3	1	0	5	
Noroeste	AGUA DOCE DO NORTE	0	2	1	3	0	0	0	0	1	0	1	0	8
	AGUIA BRANCA	0	0	0	0	0	0	0	0	0	0	0	1	1
	ALTO RIO NOVO	0	0	1	0	0	0	0	0	0	0	0	0	1
	BAIXO GUANDU	0	0	0	0	0	0	0	0	1	0	2	0	3
	BARRA DE SAO FRANCISCO	0	3	1	1	1	1	2	0	1	1	1	0	12
	BOA ESPERANCA	0	0	1	0	1	0	0	0	0	0	0	0	2
	COLATINA	1	2	3	3	4	0	0	5	0	2	5	2	27
	ECOPORANGA	2	0	3	1	2	2	2	0	0	1	0	0	13
	GOVERNADOR LINDENBERG	0	0	0	0	0	1	0	1	0	0	0	0	2
	MANTENOPOLIS	0	1	0	1	0	0	2	0	0	2	1	0	7
	MARILANDIA	0	0	0	1	0	0	0	0	0	0	0	0	1
	MONTANHA	1	1	0	1	1	0	3	0	0	0	1	0	8
	MUCURICI	0	0	0	0	0	0	0	0	0	0	0	0	0
	NOVA VENECIA	1	0	0	4	2	0	0	1	1	0	0	1	10
	PANCAS	0	0	0	0	2	1	0	1	0	1	0	0	5
	PINHEIROS	0	0	1	2	1	0	1	1	1	0	0	0	7
	PONTO BELO	0	0	1	0	0	0	1	0	0	1	0	0	3
SAO DOMINGOS DO NORTE	0	0	0	0	0	0	0	0	1	2	0	0	3	
SAO GABRIEL DA PALHA	0	1	3	0	1	0	2	1	3	1	1	1	14	
VILA PAVAO	0	0	0	0	0	0	0	0	0	0	0	0	0	
VILA VALERIO	1	1	0	0	0	0	0	0	1	1	0	0	4	
Serrana	AFONSO CLAUDIO	0	0	0	1	0	0	0	1	2	1	1	2	8
	BREJETUBA	0	0	0	0	0	0	1	0	0	0	1	0	2
	CONCEICAO DO CASTELO	0	1	0	0	0	0	0	0	0	1	0	0	2
	DOMINGOS MARTINS	1	0	0	1	1	0	0	0	0	0	0	0	3
	IBATIBA	0	0	0	0	0	0	1	0	0	0	3	0	4
	IBITIRAMA	0	0	0	0	0	0	0	0	1	0	0	0	1
	IRUPI	0	0	1	1	0	0	0	0	0	0	0	0	2
	ITAGUACU	1	0	1	1	0	0	0	0	1	0	0	0	4
	ITARANA	0	0	0	0	0	0	3	0	0	0	0	0	3
	IUNA	2	0	1	1	0	1	0	0	0	0	0	0	5
	LARANJA DA TERRA	0	1	0	0	0	0	0	0	0	0	0	0	1
	MARECHAL FLORIANO	0	0	0	0	0	0	0	1	1	0	1	0	3
	MUNIZ FREIRE	0	0	0	0	1	0	0	0	0	1	0	0	2
	SANTA LEOPOLDINA	0	0	0	0	0	0	0	0	0	0	0	0	0
	SANTA MARIA DE JETIBA	0	0	0	1	0	0	0	1	0	1	3	1	7
	SANTA TERESA	1	0	0	1	0	0	0	0	1	2	0	0	5
	SAO ROQUE DO CANAA	0	0	0	2	0	0	1	0	0	0	1	0	4
VENDA NOVA DO IMIGRANTE	0	0	1	0	0	0	2	0	0	0	0	0	3	
ES	Total Estado	77	71	83	89	75	41	90	62	58	75	74	57	852