



Governo do Estado do Espírito Santo

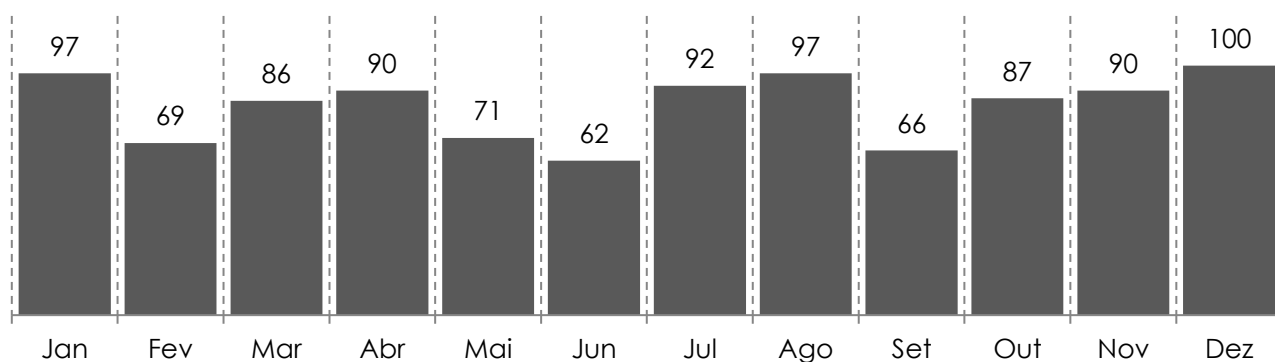
Secretaria de Estado da Segurança Pública e Defesa Social

Observatório da Segurança Pública

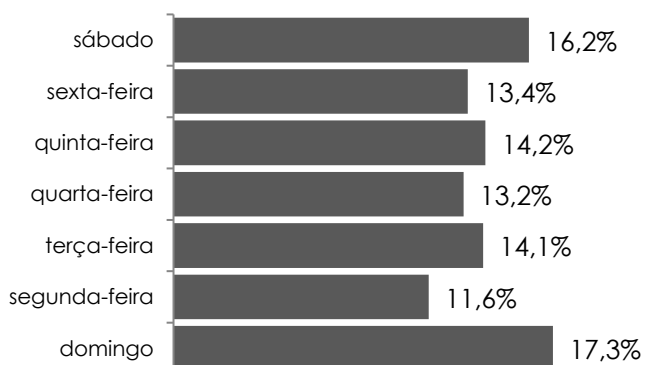
Homicídios Dolosos - 2022

Região	Jan	Fev	Mar	Abr	Mai	Jun	Jul	Ago	Set	Out	Nov	Dez	Total
Metropolitana	50	41	45	52	35	35	46	52	28	49	54	44	531
Norte	22	16	21	18	14	11	22	16	13	15	17	21	206
Sul	5	2	10	11	10	5	6	11	9	8	10	22	109
Noroeste	14	8	4	6	8	8	11	11	11	8	8	9	106
Serrana	6	2	6	3	4	3	7	7	5	7	1	4	55
Estado	97	69	86	90	71	62	92	97	66	87	90	100	1007

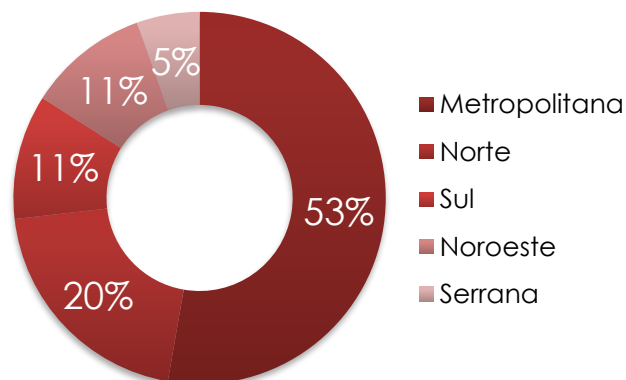
Evolução Mensal



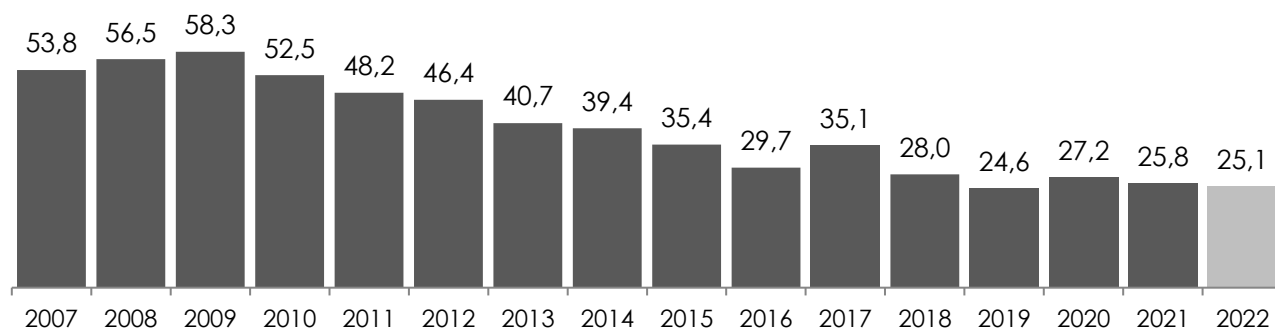
Dia da Semana



Distribuição por Região



Taxa por cem mil habitantes



ESPÍRITO SANTO - HOMICÍDIOS DOLOSOS

Região	Município	Jan	Fev	Mar	Abr	Mai	Jun	Jul	Ago	Set	Out	Nov	Dez	Total 2022
Metropolitana	CARIACICA	10	12	9	8	10	8	13	15	6	9	14	8	122
	GUARAPARI	2	1	0	3	3	4	1	2	1	4	2	4	27
	SERRA	9	6	16	11	10	9	9	14	7	14	18	12	135
	VIANA	3	1	2	0	1	1	3	0	3	3	0	1	18
	VILA VELHA	21	18	12	21	8	9	11	9	9	16	15	10	159
	VITORIA	5	3	6	9	3	4	9	12	2	3	5	9	70
Norte	ARACRUZ	3	1	2	0	4	0	0	0	0	1	4	2	17
	CONCEICAO DA BARRA	0	0	1	3	1	2	1	0	1	0	0	2	11
	FUNDAO	0	0	0	1	0	0	0	1	0	0	0	1	3
	IBIRACU	1	0	1	0	1	0	0	0	0	0	0	0	3
	JAGUARE	5	0	0	3	0	1	0	0	2	0	1	2	14
	JOAO NEIVA	0	0	0	0	0	1	1	0	0	1	0	0	3
	LINHARES	5	6	7	5	4	2	9	7	4	5	2	5	61
	PEDRO CANARIO	1	0	2	1	1	1	2	2	0	2	3	1	16
	RIO BANANAL	0	0	1	0	0	0	1	1	0	0	0	2	5
	SAO MATEUS	3	2	4	2	3	3	4	4	4	6	5	2	42
	SOORETAMA	2	1	2	3	0	1	3	1	2	0	2	4	21
Sul	ALEGRE	0	0	0	0	0	0	0	0	0	0	2	0	2
	ALFREDO CHAVES	0	0	0	0	0	0	0	0	0	0	0	1	1
	ANCHIETA	0	0	0	0	0	1	0	1	0	0	1	1	4
	APIACA	0	0	0	0	0	0	0	0	0	0	0	0	0
	ATILIO VIVACQUA	0	0	0	1	0	0	0	0	0	0	0	0	1
	BOM JESUS DO NORTE	0	0	0	0	0	0	0	1	0	1	0	0	2
	CACHOEIRO DE ITAPEMIRIM	3	2	2	5	1	3	1	6	5	1	4	4	37
	CASTELO	0	0	0	1	1	0	0	1	0	0	1	4	8
	DIVINO DE SAO LOURENCO	0	0	0	0	0	0	0	0	0	0	0	0	0
	DORES DO RIO PRETO	0	0	0	0	1	0	0	0	0	0	0	0	1
	GUACUI	0	0	0	1	0	0	0	0	0	0	0	1	2
	ICONHA	0	0	0	0	0	0	0	0	0	0	0	2	2
	ITAPEMIRIM	1	0	0	1	3	0	3	0	2	3	1	0	14
	JERONIMO MONTEIRO	0	0	2	0	0	0	0	0	0	0	0	0	2
	MARATAIZES	1	0	2	0	0	1	0	1	1	1	0	3	10
	MIMOSO DO SUL	0	0	1	1	0	0	0	0	0	0	0	1	3
	MUQUI	0	0	0	0	0	0	0	0	0	0	0	0	0
	PIUMA	0	0	2	0	2	0	1	0	1	2	0	2	10
	PRESIDENTE KENNEDY	0	0	1	0	0	0	1	0	0	0	0	2	4
	RIO NOVO DO SUL	0	0	0	0	2	0	0	1	0	0	1	0	4
SAO JOSE DO CALCADO	0	0	0	0	0	0	0	0	0	0	0	0	0	
VARGEM ALTA	0	0	0	1	0	0	0	0	0	0	0	1	2	
Noroeste	AGUA DOCE DO NORTE	0	1	0	0	0	1	0	1	0	0	1	4	
	AGUIA BRANCA	0	0	0	0	0	1	0	0	0	1	0	2	
	ALTO RIO NOVO	0	0	0	0	0	0	0	0	0	0	0	0	
	BAIXO GUANDU	3	0	0	0	1	1	1	2	0	0	1	2	11
	BARRA DE SAO FRANCISCO	1	0	0	2	1	0	1	4	1	0	1	0	11
	BOA ESPERANCA	0	0	1	1	2	0	0	0	0	0	0	0	4
	COLATINA	3	1	3	2	2	3	0	1	1	1	3	1	21
	ECOPORANGA	0	1	0	0	1	0	1	1	0	0	0	0	4
	GOVERNADOR LINDENBERG	0	0	0	0	0	0	0	0	0	1	0	0	1
	MANTENOPOLIS	1	1	0	0	0	0	2	0	0	1	0	0	5
	MARILANDIA	0	0	0	0	0	0	0	0	0	0	0	0	0
	MONTANHA	0	0	0	0	0	0	1	0	0	1	0	0	2
	MUCURICI	1	0	0	0	0	0	0	0	0	0	0	0	1
	NOVA VENECIA	1	1	0	0	0	0	2	0	1	1	1	1	8
	PANCAS	0	0	0	0	0	0	0	1	0	0	1	0	2
	PINHEIROS	1	2	0	0	1	0	2	0	2	0	1	4	13
	PONTO BELO	0	0	0	0	0	0	0	0	0	0	0	0	0
	SAO DOMINGOS DO NORTE	1	0	0	0	0	1	0	0	1	1	0	0	4
SAO GABRIEL DA PALHA	2	1	0	1	0	1	1	1	5	1	0	0	13	
VILA PAVAO	0	0	0	0	0	0	0	0	0	0	0	0	0	
VILA VALERIO	2	6	1	0	0	0	1	0	0	0	0	0	10	
Serrana	AFONSO CLAUDIO	0	0	0	1	0	0	1	0	0	0	0	0	2
	BREJETUBA	0	0	0	0	2	0	1	0	1	0	0	0	4
	CONCEICAO DO CASTELO	0	0	0	0	1	0	1	1	0	0	0	0	3
	DOMINGOS MARTINS	0	0	1	0	0	0	0	1	0	1	0	0	3
	IBATIBA	1	1	1	0	0	0	0	2	1	1	0	0	7
	IBITIRAMA	0	0	0	0	0	0	0	0	0	0	0	1	1
	IRUPI	0	0	1	1	0	0	0	1	0	1	0	1	5
	ITAGUACU	0	0	0	0	0	0	0	1	0	2	0	2	5
	ITARANA	0	0	0	0	0	0	0	0	0	0	0	0	0
	IUNA	3	1	2	0	0	1	0	0	1	0	0	0	8
	LARANJA DA TERRA	0	0	0	0	0	0	0	0	0	0	0	0	0
	MARECHAL FLORIANO	1	0	0	0	0	0	2	1	0	0	0	0	4
	MUNIZ FREIRE	0	0	0	0	0	1	1	0	0	1	0	0	3
	SANTA LEOPOLDINA	0	0	0	0	0	0	0	0	0	1	0	0	1
	SANTA MARIA DE JETIBA	0	0	1	0	1	0	1	0	0	0	0	0	3
	SANTA TERESA	1	0	0	1	0	1	0	0	1	0	1	0	5
	SAO ROQUE DO CANAA	0	0	0	0	0	0	0	0	1	0	0	0	1
VENDA NOVA DO IMIGRANTE	0	0	0	0	0	0	0	0	0	0	0	0	0	
ES	Total Estado	97	69	86	90	71	62	92	97	66	87	90	100	1007