



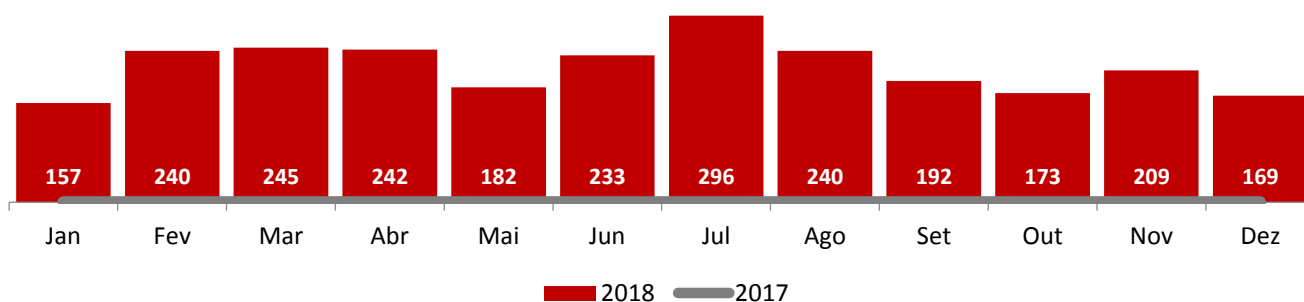
**ROUBO: EM TRANSPORTE COLETIVO**

Ano: 2018

Região	Jan	Fev	Mar	Abr	Mai	Jun	Jul	Ago	Set	Out	Nov	Dez	2018	2017	(%)
Metropolitana	143	228	233	225	173	226	293	233	176	162	194	151	2437	-	-
Norte	9	8	9	15	4	4	3	4	9	5	8	17	95	-	-
Sul	3	3	1	1	5	1	0	1	1	1	1	0	18	-	-
Noroeste	0	1	2	1	0	2	0	2	6	5	6	1	26	-	-
Serrana	2	0	0	0	0	0	0	0	0	0	0	0	2	-	-
Estado	157	240	245	242	182	233	296	240	192	173	209	169	2578	-	-

**Evolução Mensal**

[ 2018 ] x [ 2017 ]

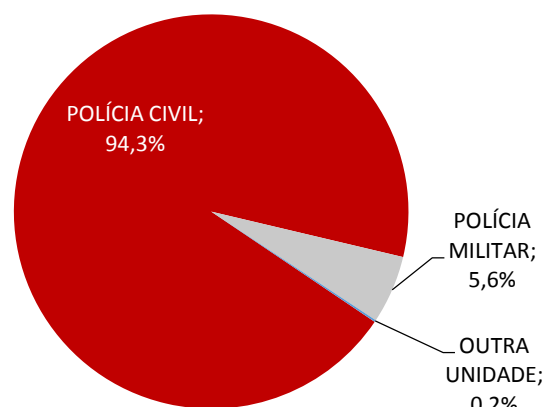
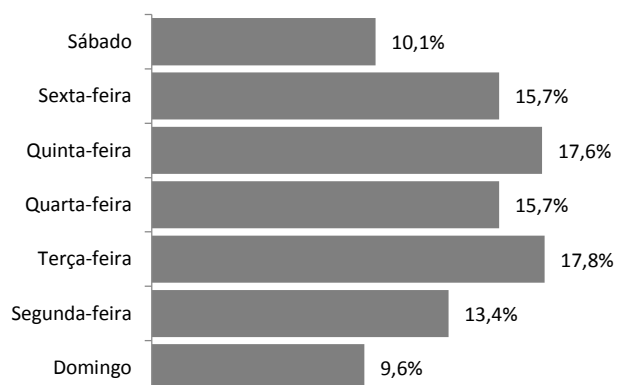


**Dia da Semana**

[ 2018 ]

**Unidade de Registro**

[ 2018 ]



**Tipo de Incidente**

[ 2018 ]

