



Governo do Estado do Espírito Santo
Secretaria de Estado da Segurança Pública e Defesa Social
Observatório da Segurança Pública



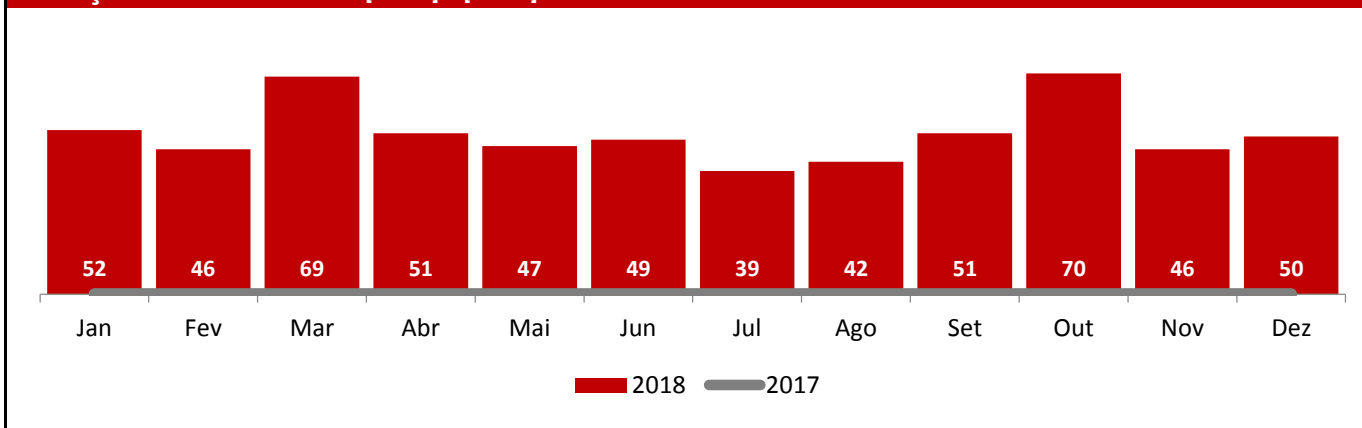
ROUBO: EM RESIDÊNCIA/CONDOMÍNIO

Ano: 2018

Região	Jan	Fev	Mar	Abr	Mai	Jun	Jul	Ago	Set	Out	Nov	Dez	2018	2017	(%)
Metropolitana	13	16	38	27	27	19	22	24	28	22	18	26	280	-	-
Norte	20	15	8	9	6	10	7	8	8	23	14	9	137	-	-
Sul	9	8	9	8	2	12	7	3	5	3	6	4	76	-	-
Noroeste	7	4	9	2	9	7	3	2	6	12	5	7	73	-	-
Serrana	3	3	5	5	3	1	0	5	4	10	3	4	46	-	-
Estado	52	46	69	51	47	49	39	42	51	70	46	50	612	-	-

Evolução Mensal

[2018] x [2017]

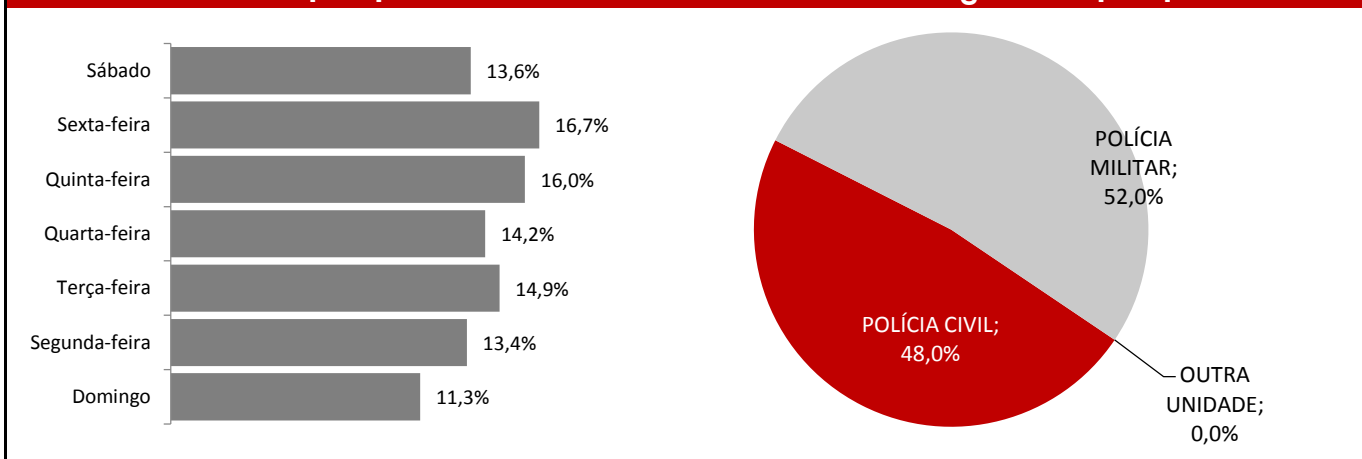


Dia da Semana

[2018]

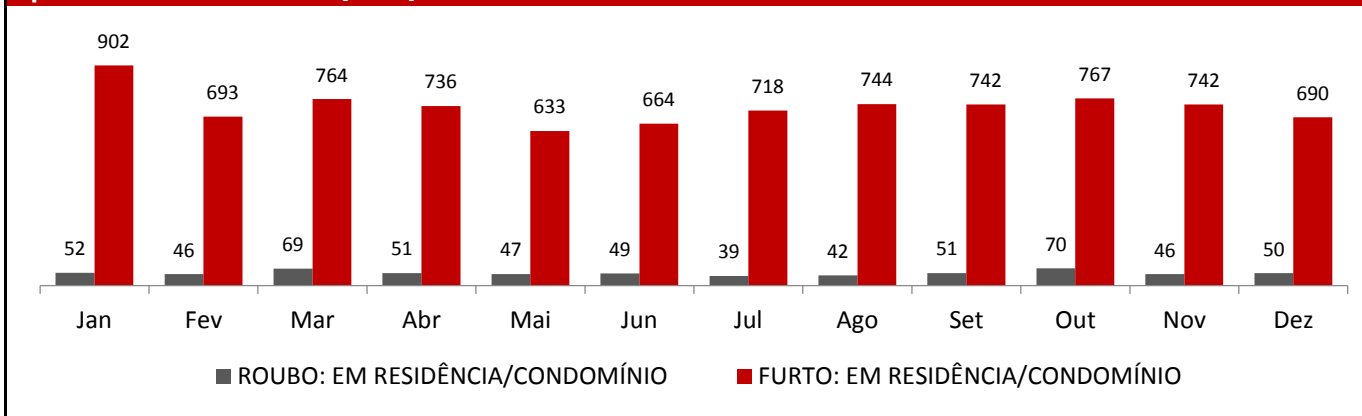
Unidade de Registro

[2018]



Tipo de Incidente

[2018]



ROUBO: EM RESIDÊNCIA/CONDOMÍNIO

Região	Município	Jan	Fev	Mar	Abr	Mai	Jun	Jul	Ago	Set	Out	Nov	Dez	2018	2017	(%)	
Metropolitana	CARIACICA	1	1	4	4	3	2	6	4	4	6	6	5	46	0	-	
	GUARAPARI	2	1	1	4	2	0	2	1	6	4	6	0	29	0	-	
	SERRA	6	7	19	7	13	10	5	12	8	5	2	8	102	0	-	
	VIANA	0	2	0	0	0	0	1	0	2	1	0	0	6	0	-	
	VILA VELHA	4	2	9	5	6	5	4	6	5	4	3	10	63	0	-	
VITORIA	0	3	5	7	3	2	4	1	3	2	1	3	34	0	-		
Norte	ARACRUZ	1	1	1	1	3	0	0	1	1	1	2	1	13	0	-	
	CONCEICAO DA BARRA	0	2	2	1	0	2	0	0	0	2	3	0	12	0	-	
	FUNDAO	3	1	0	0	0	2	0	2	0	1	1	4	14	0	-	
	IBIRACU	0	0	0	0	0	0	0	0	0	0	0	0	0	0	-	
	JAGUARE	5	0	0	0	0	0	3	0	2	2	0	0	12	0	-	
	JOAO NEIVA	0	0	0	0	0	0	0	0	0	2	1	0	3	0	-	
	LINHARES	5	4	2	3	0	1	2	1	0	7	3	1	29	0	-	
	PEDRO CANARIO	0	0	0	0	1	1	0	1	0	1	0	0	4	0	-	
	RIO BANANAL	0	1	2	1	0	1	0	0	0	0	0	1	6	0	-	
	SAO MATEUS	6	6	1	3	2	3	2	3	5	6	3	2	42	0	-	
SOORETAMA	0	0	0	0	0	0	0	0	0	1	1	0	2	0	-		
Sul	ALEGRE	0	0	0	0	0	0	0	1	0	0	0	0	1	0	-	
	ALFREDO CHAVES	0	1	0	0	0	0	0	0	0	0	1	0	2	0	-	
	ANCHIETA	0	0	0	1	0	0	0	0	0	0	0	0	1	0	-	
	APIACA	0	0	0	1	0	0	0	0	0	0	0	0	1	0	-	
	ATILIO VIVACQUA	0	0	0	0	0	0	0	0	0	0	0	0	0	0	-	
	BOM JESUS DO NORTE	0	0	1	0	0	1	0	0	0	0	0	0	2	0	-	
	CACHOEIRO DE ITAPEMIRIM	3	3	7	1	2	2	5	1	1	1	4	2	32	0	-	
	CASTELO	0	0	0	0	0	0	0	0	1	0	0	0	1	0	-	
	DIVINO DE SAO LOURENCO	-	-	-	-	-	-	-	-	-	-	-	-	-	0	0	-
	DORES DO RIO PRETO	0	0	0	0	0	1	0	0	0	0	0	0	1	0	-	
	GUACUI	1	0	0	2	0	1	0	1	0	0	0	1	6	0	-	
	ICONHA	-	-	-	-	-	-	-	-	-	-	-	-	-	0	0	-
	ITAPEMIRIM	0	1	0	2	0	3	0	0	0	0	0	0	6	0	-	
	JERONIMO MONTEIRO	0	0	0	0	0	0	0	0	1	0	0	0	1	0	-	
	MARATAIZES	2	1	1	0	0	1	0	0	0	0	1	1	7	0	-	
	MIMOSO DO SUL	1	0	0	0	0	0	0	0	1	0	0	0	2	0	-	
	MUQUI	0	0	0	0	0	1	0	0	0	0	0	0	1	0	-	
	PIUMA	2	0	0	0	0	1	1	0	0	0	0	0	4	0	-	
	PRESIDENTE KENNEDY	0	0	0	0	0	0	0	0	0	0	0	0	0	0	-	
	RIO NOVO DO SUL	0	0	0	0	0	1	0	0	1	1	0	0	3	0	-	
SAO JOSE DO CALCADO	0	0	0	1	0	0	1	0	0	0	0	0	2	0	-		
VARGEM ALTA	0	2	0	0	0	0	0	0	0	1	0	0	3	0	-		
Nordeste	AGUA DOCE DO NORTE	0	0	0	0	0	0	0	0	0	1	0	0	1	0	-	
	AGUIA BRANCA	0	0	0	0	0	0	1	0	0	0	0	2	3	0	-	
	ALTO RIO NOVO	-	-	-	-	-	-	-	-	-	-	-	-	0	0	-	
	BAIXO GUANDU	0	0	1	0	0	0	0	1	0	0	0	0	2	0	-	
	BARRA DE SAO FRANCISCO	2	1	1	0	0	0	0	0	0	0	0	0	4	0	-	
	BOA ESPERANCA	1	0	1	0	0	0	0	0	0	0	0	1	3	0	-	
	COLATINA	0	0	2	1	0	0	0	0	2	0	0	0	5	0	-	
	ECOPORANGA	0	0	0	0	1	0	0	0	0	0	0	1	2	0	-	
	GOVERNADOR LINDENBERG	1	0	0	1	0	0	0	0	0	0	0	0	2	0	-	
	MANTENOPOLIS	0	0	1	0	0	0	0	0	0	1	0	0	2	0	-	
	MARILANDIA	0	0	1	0	0	0	0	0	0	0	0	0	1	0	-	
	MONTANHA	0	0	0	0	1	1	0	0	1	2	0	0	5	0	-	
	MUCURICI	0	0	0	0	0	0	0	0	0	0	0	0	0	0	-	
	NOVA VENECIA	1	1	0	0	2	0	0	0	0	4	1	1	10	0	-	
	PANCAS	0	0	0	0	0	0	0	0	0	0	1	0	1	0	-	
	PINHEIROS	2	1	0	0	2	5	0	0	2	4	1	2	19	0	-	
	PONTO BELO	0	0	1	0	1	0	1	0	0	0	0	0	3	0	-	
	SAO DOMINGOS DO NORTE	0	0	1	0	0	0	0	0	0	0	0	0	1	0	-	
	SAO GABRIEL DA PALHA	0	0	0	0	2	1	1	0	0	0	0	0	4	0	-	
	VILA PAVAO	0	0	0	0	0	0	0	0	0	0	0	0	0	0	-	
VILA VALERIO	0	1	0	0	0	0	0	1	1	0	2	0	5	0	-		
Serrana	AFONSO CLAUDIO	0	0	0	0	1	0	0	1	1	2	0	0	5	0	-	
	BREJETUBA	0	0	0	0	0	0	0	0	0	0	0	0	0	0	-	
	CONCEICAO DO CASTELO	-	-	-	-	-	-	-	-	-	-	-	-	0	0	-	
	DOMINGOS MARTINS	0	0	1	2	0	0	0	0	0	0	0	0	3	0	-	
	IBATIBA	0	1	0	0	0	0	0	0	0	1	0	0	2	0	-	
	IBITIRAMA	0	1	2	0	0	0	0	0	0	0	0	0	3	0	-	
	IRUPI	0	0	0	0	0	0	0	0	0	1	0	0	1	0	-	
	ITAGUACU	1	0	0	0	0	0	0	0	0	1	0	0	2	0	-	
	ITARANA	0	0	0	0	0	0	0	0	0	0	0	0	0	0	-	
	IUNA	0	0	2	0	0	0	0	1	0	0	0	0	3	0	-	
	LARANJA DA TERRA	0	0	0	0	1	0	0	0	0	0	1	0	2	0	-	
	MARECHAL FLORIANO	0	0	0	0	0	0	0	1	0	1	1	0	3	0	-	
	MUNIZ FREIRE	1	0	0	0	0	0	0	0	0	0	0	0	1	0	-	
	SANTA LEOPOLDINA	0	0	0	1	1	0	0	0	0	0	0	0	2	0	-	
	SANTA MARIA DE JETIBA	1	1	0	1	0	0	0	1	1	1	1	4	11	0	-	
	SANTA TERESA	0	0	0	1	0	1	0	0	1	2	0	0	5	0	-	
SAO ROQUE DO CANAA	0	0	0	0	0	0	0	0	0	1	0	0	1	0	-		
VENDA NOVA DO IMIGRANTE	0	0	0	0	0	0	0	1	1	0	0	0	2	0	-		
ES	Total Estado	52	46	69	51	47	49	39	42	51	70	46	50	612	0	-	