



Governo do Estado do Espírito Santo
Secretaria de Estado da Segurança Pública e Defesa Social
Observatório da Segurança Pública



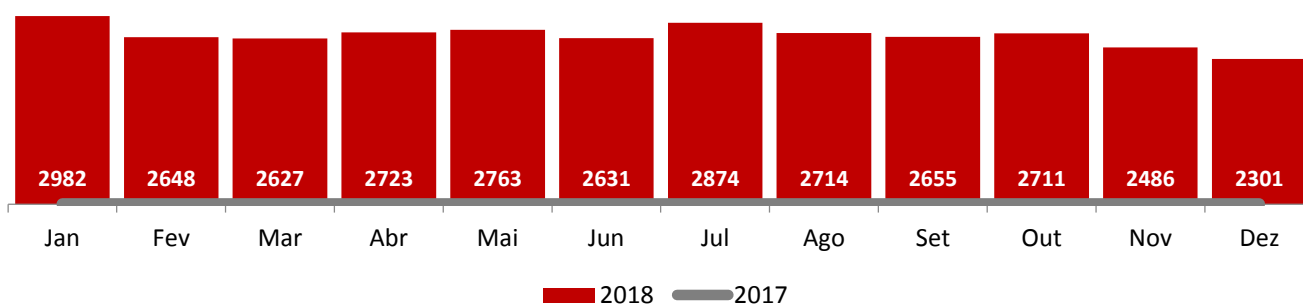
ROUBO: A PESSOA EM VIA PÚBLICA

Ano: 2018

Região	Jan	Fev	Mar	Abr	Mai	Jun	Jul	Ago	Set	Out	Nov	Dez	2018	2017	(%)
Metropolitana	2392	2128	2138	2267	2340	2166	2371	2223	2155	2146	2020	1847	26193	-	-
Norte	286	265	220	237	201	222	221	237	280	295	239	247	2950	-	-
Sul	224	190	180	154	144	178	225	185	118	168	151	139	2056	-	-
Noroeste	73	54	73	45	60	47	52	54	80	93	67	54	752	-	-
Serrana	7	11	16	20	18	18	5	15	22	9	9	14	164	-	-
Estado	2982	2648	2627	2723	2763	2631	2874	2714	2655	2711	2486	2301	32115	-	-

Evolução Mensal

[2018] x [2017]

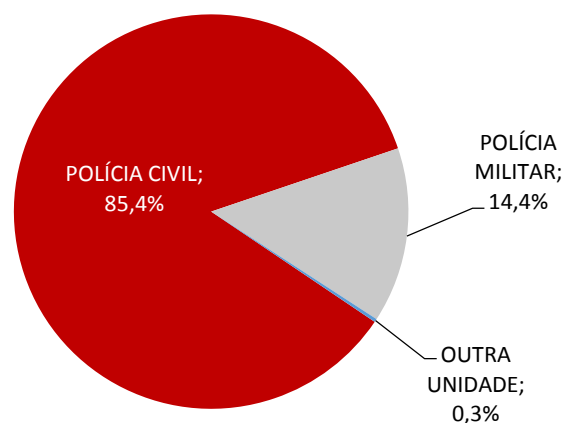
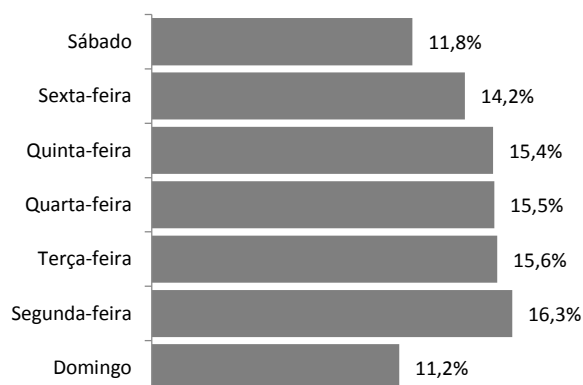


Dia da Semana

[2018]

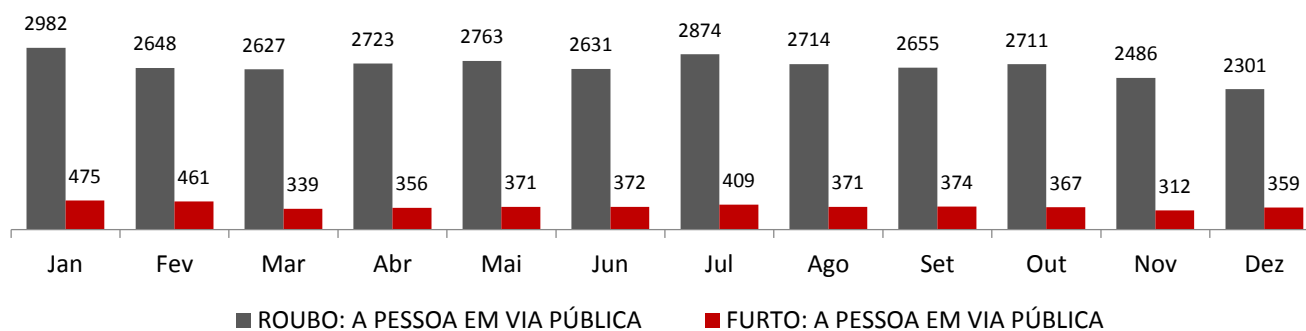
Unidade de Registro

[2018]



Tipo de Incidente

[2018]



ROUBO: A PESSOA EM VIA PÚBLICA

Região	Município	Jan	Fev	Mar	Abr	Mai	Jun	Jul	Ago	Set	Out	Nov	Dez	2018	2017	(%)
Metropolitana	CARIACICA	699	634	661	613	633	651	632	587	507	532	556	475	7180	0	-
	GUARAPARI	77	53	64	70	80	57	113	97	106	67	104	89	977	0	-
	SERRA	616	477	505	621	598	458	498	453	508	519	430	455	6138	0	-
	VIANA	66	53	71	79	71	84	59	61	36	43	47	53	723	0	-
	VILA VELHA	538	455	471	521	555	560	643	671	593	603	525	486	6621	0	-
VITORIA	396	456	366	363	403	356	426	354	405	382	358	289	4554	0	-	
Norte	ARACRUZ	18	24	14	25	17	34	21	27	29	14	27	19	269	0	-
	CONCEICAO DA BARRA	15	21	4	6	1	2	9	3	4	5	6	2	78	0	-
	FUNDAO	8	6	12	8	8	17	12	6	6	7	2	8	100	0	-
	IBIRACU	1	1	0	3	0	2	3	2	1	3	3	2	21	0	-
	JAGUARE	9	9	4	8	3	6	10	6	7	9	9	5	85	0	-
	JOAO NEIVA	5	2	2	5	8	1	3	5	4	0	2	1	38	0	-
	LINHARES	90	80	62	77	74	80	70	80	102	144	105	121	1085	0	-
	PEDRO CANARIO	4	4	5	0	2	1	5	7	8	10	3	11	60	0	-
	RIO BANANAL	1	0	0	1	1	2	1	0	0	1	0	0	7	0	-
	SAO MATEUS	133	115	114	94	85	69	87	92	112	96	78	69	1144	0	-
SOORETAMA	2	3	3	10	2	8	0	9	7	6	4	9	63	0	-	
Sul	ALEGRE	2	3	3	2	1	1	2	2	0	0	1	0	17	0	-
	ALFREDO CHAVES	0	0	0	0	0	1	1	0	0	0	0	0	2	0	-
	ANCHIETA	8	6	4	10	2	3	7	8	5	6	8	3	70	0	-
	APIACA	0	0	0	0	0	0	0	0	0	0	0	0	0	0	-
	ATILIO VIVACQUA	5	0	0	2	2	1	1	0	0	2	2	1	16	0	-
	BOM JESUS DO NORTE	0	0	2	0	1	0	0	0	1	1	0	0	5	0	-
	CACHOEIRO DE ITAPEMIRIM	134	113	132	98	97	125	173	133	72	117	110	97	1401	0	-
	CASTELO	3	6	5	6	4	10	3	2	4	6	5	5	59	0	-
	DIVINO DE SAO LOURENCO	1	0	0	0	0	1	0	0	0	0	0	0	2	0	-
	DORES DO RIO PRETO	0	0	0	0	0	0	0	0	1	0	0	0	1	0	-
	GUACUI	12	14	7	5	4	1	4	9	8	5	4	5	78	0	-
	ICONHA	2	1	3	1	2	0	0	0	2	0	1	0	12	0	-
	ITAPEMIRIM	20	11	6	3	7	6	6	9	8	12	4	1	93	0	-
	JERONIMO MONTEIRO	0	0	1	1	0	2	0	1	0	0	2	0	7	0	-
	MARATAIZES	15	14	9	10	12	11	7	7	9	5	6	11	116	0	-
	MIMOSO DO SUL	1	2	0	1	0	1	3	1	2	0	0	0	11	0	-
	MUQUI	0	1	0	2	0	0	1	0	0	1	1	0	6	0	-
	PIUMA	16	17	6	10	11	11	12	8	3	7	2	11	114	0	-
	PRESIDENTE KENNEDY	1	0	0	1	0	0	1	1	2	2	1	2	11	0	-
	RIO NOVO DO SUL	3	1	2	1	1	0	3	0	0	2	1	2	16	0	-
SAO JOSE DO CALCADO	0	0	0	0	0	0	0	0	0	0	1	1	2	0	-	
VARGEM ALTA	1	1	0	1	0	4	1	4	1	2	2	0	17	0	-	
Nordeste	AGUA DOCE DO NORTE	1	0	1	1	1	0	0	0	2	2	1	0	9	0	-
	AGUIA BRANCA	0	0	0	0	0	0	0	0	0	0	0	0	0	0	-
	ALTO RIO NOVO	0	0	0	0	0	0	0	0	0	0	0	0	0	0	-
	BAIXO GUANDU	1	0	0	0	1	0	0	1	0	2	1	4	10	0	-
	BARRA DE SAO FRANCISCO	16	5	4	2	1	1	2	4	6	1	6	1	49	0	-
	BOA ESPERANCA	7	3	3	1	5	7	2	3	4	8	5	5	53	0	-
	COLATINA	11	7	38	17	20	14	12	11	14	10	17	11	182	0	-
	ECOPORANGA	1	1	1	0	0	1	0	2	2	0	1	0	9	0	-
	GOVERNADOR LINDENBERG	0	0	1	0	0	0	0	0	2	0	1	0	4	0	-
	MANTENOPOLIS	0	1	0	1	0	0	1	0	1	1	0	0	5	0	-
	MARILANDIA	0	1	1	0	0	1	1	0	2	1	1	0	8	0	-
	MONTANHA	2	2	2	2	0	2	1	0	3	2	2	0	18	0	-
	MUCURICI	0	1	0	0	0	0	0	0	0	0	0	0	1	0	-
	NOVA VENECIA	12	18	6	7	17	9	10	16	19	18	13	5	150	0	-
	PANCAS	0	0	0	0	0	0	0	0	0	3	0	0	3	0	-
	PINHEIROS	5	7	12	7	5	1	9	8	10	7	8	18	97	0	-
	PONTO BELO	0	0	1	0	0	0	0	0	0	0	0	0	1	0	-
	SAO DOMINGOS DO NORTE	1	0	0	0	1	0	0	0	0	2	0	0	4	0	-
	SAO GABRIEL DA PALHA	12	8	1	1	4	9	10	9	13	34	10	9	120	0	-
	VILA PAVAO	1	0	1	0	0	1	0	0	0	0	0	0	3	0	-
VILA VALERIO	3	0	1	6	5	2	3	0	2	2	1	1	26	0	-	
Serrana	AFONSO CLAUDIO	0	0	2	0	0	1	0	0	1	0	0	0	4	0	-
	BREJETUBA	0	0	0	0	0	2	0	0	2	3	0	0	7	0	-
	CONCEICAO DO CASTELO	0	1	2	0	0	1	0	0	0	0	0	1	5	0	-
	DOMINGOS MARTINS	1	0	2	1	1	0	1	1	0	0	0	1	8	0	-
	IBATIBA	2	1	0	0	1	1	0	3	2	1	1	3	15	0	-
	IBITIRAMA	0	0	1	1	2	0	0	0	4	0	0	0	8	0	-
	IRUPI	0	0	0	4	0	1	0	1	0	0	0	0	6	0	-
	ITAGUACU	0	0	0	1	2	2	0	0	0	0	0	1	6	0	-
	ITARANA	0	0	0	0	0	0	0	0	0	0	0	0	0	0	-
	IUNA	2	4	6	8	0	2	0	2	5	1	3	1	34	0	-
	LARANJA DA TERRA	0	1	0	0	3	0	0	0	0	0	0	0	4	0	-
	MARECHAL FLORIANO	0	0	0	1	0	2	0	1	0	0	1	0	5	0	-
	MUNIZ FREIRE	0	1	1	0	1	0	0	0	1	0	0	1	5	0	-
	SANTA LEOPOLDINA	0	2	0	0	0	0	1	1	1	1	0	0	6	0	-
	SANTA MARIA DE JETIBA	0	1	1	2	6	4	3	2	3	3	2	3	30	0	-
	SANTA TERESA	0	0	1	0	0	1	0	1	3	0	0	2	8	0	-
	SAO ROQUE DO CANAA	0	0	0	0	1	0	0	0	0	0	0	0	1	0	-
VENDA NOVA DO IMIGRANTE	2	0	0	2	1	1	0	3	0	0	2	1	12	0	-	
ES	Total Estado	2982	2648	2627	2723	2763	2631	2874	2714	2655	2711	2486	2301	32115	0	-