



Governo do Estado do Espírito Santo
Secretaria de Estado da Segurança Pública e Defesa Social
Observatório da Segurança Pública



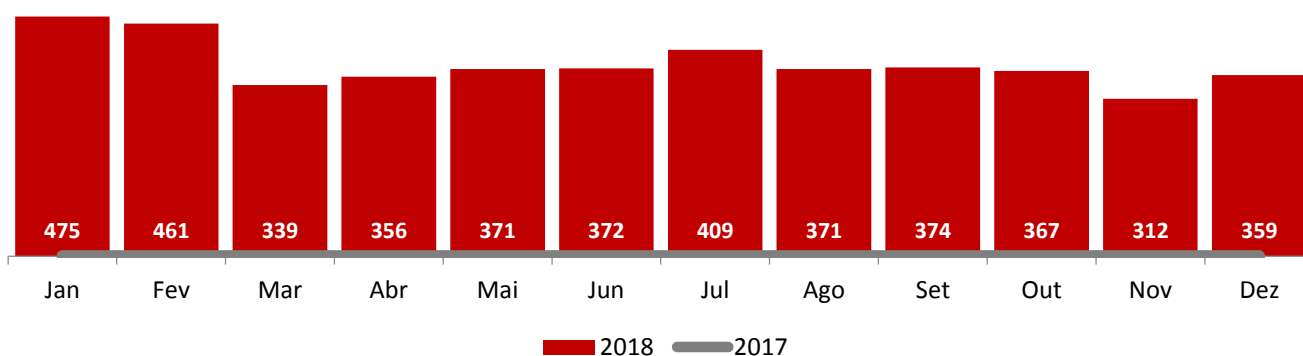
FURTO: A PESSOA EM VIA PÚBLICA

Ano: 2018

Região	Jan	Fev	Mar	Abr	Mai	Jun	Jul	Ago	Set	Out	Nov	Dez	2018	2017	(%)
Metropolitana	308	312	204	241	254	258	293	263	261	228	214	245	3081	-	-
Norte	58	75	28	21	36	28	37	39	40	39	30	52	483	-	-
Sul	80	51	68	70	37	43	44	46	35	62	39	34	609	-	-
Noroeste	24	18	24	22	37	20	20	16	30	25	23	24	283	-	-
Serrana	5	5	15	2	7	23	15	7	8	13	6	4	110	-	-
Estado	475	461	339	356	371	372	409	371	374	367	312	359	4566	-	-

Evolução Mensal

[2018] x [2017]

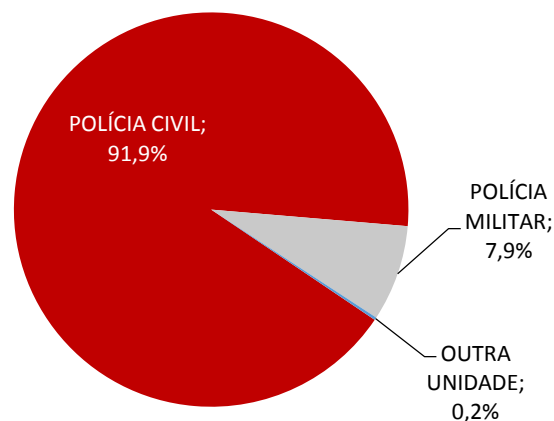
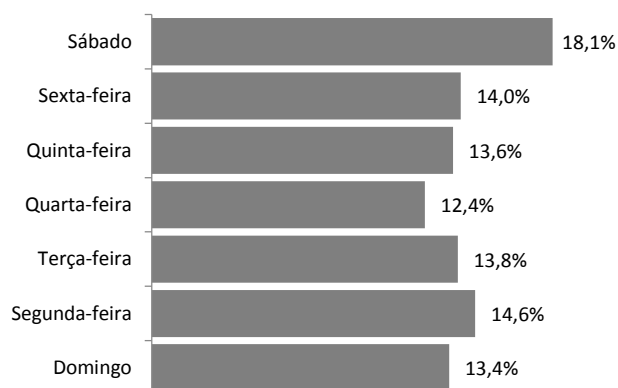


Dia da Semana

[2018]

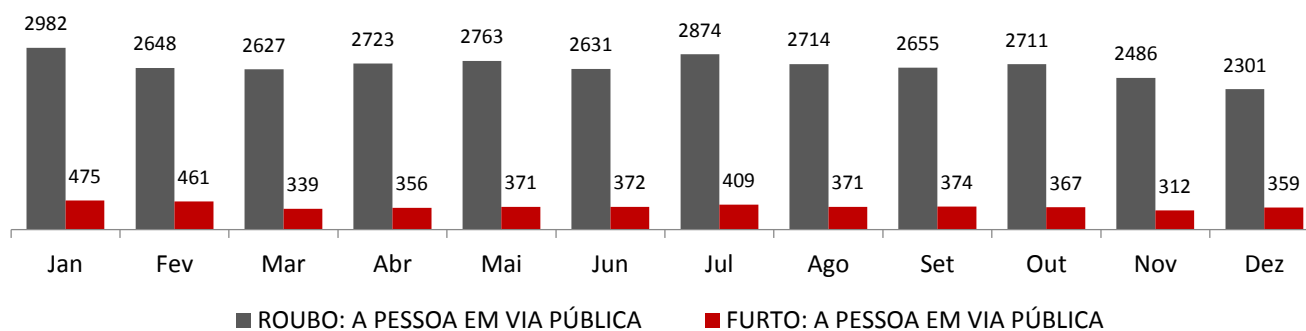
Unidade de Registro

[2018]



Tipo de Incidente

[2018]



FURTO: A PESSOA EM VIA PÚBLICA

Região	Município	Jan	Fev	Mar	Abr	Mai	Jun	Jul	Ago	Set	Out	Nov	Dez	2018	2017	(%)
Metropolitana	CARIACICA	44	52	35	52	55	55	59	47	40	39	40	54	572	0	-
	GUARAPARI	41	26	11	15	6	17	25	13	17	16	21	23	231	0	-
	SERRA	48	61	43	44	56	54	52	68	44	43	47	42	602	0	-
	VIANA	5	6	4	3	6	1	3	1	8	2	4	2	45	0	-
	VILA VELHA	82	39	49	62	62	54	58	67	69	69	45	62	718	0	-
	VITORIA	88	128	62	65	69	77	96	67	83	59	57	62	913	0	-
Norte	ARACRUZ	8	8	4	2	4	3	2	6	4	3	1	2	47	0	-
	CONCEICAO DA BARRA	6	12	1	0	1	0	1	0	1	0	2	7	31	0	-
	FUNDAO	1	4	1	1	4	1	5	0	0	0	1	0	18	0	-
	IBIRACU	1	0	0	0	0	0	0	0	0	1	0	1	3	0	-
	JAGUARE	0	0	0	1	0	1	1	0	1	1	1	0	6	0	-
	JOAO NEIVA	1	0	1	0	3	1	2	1	2	4	0	0	15	0	-
	LINHARES	8	14	8	9	13	11	10	17	10	21	19	14	154	0	-
	PEDRO CANARIO	0	2	1	0	0	1	3	2	4	0	1	2	16	0	-
	RIO BANANAL	0	0	0	0	0	0	0	0	4	1	0	0	5	0	-
	SAO MATEUS	32	35	12	8	11	8	11	13	14	8	5	24	181	0	-
	SOORETAMA	1	0	0	0	0	2	2	0	0	0	0	2	7	0	-
Sul	ALEGRE	0	1	0	0	0	2	1	1	0	0	0	1	6	0	-
	ALFREDO CHAVES	1	0	1	0	0	0	0	0	0	0	0	0	2	0	-
	ANCHIETA	5	6	2	1	2	1	3	1	2	0	0	1	24	0	-
	APIACA	0	0	0	0	0	0	0	0	0	1	0	0	1	0	-
	ATILIO VIVACQUA	1	0	0	0	0	0	0	1	0	0	1	1	4	0	-
	BOM JESUS DO NORTE	1	1	0	1	0	0	5	2	0	1	0	0	11	0	-
	CACHOEIRO DE ITAPEMIRIM	15	22	49	48	18	23	15	25	16	32	26	24	313	0	-
	CASTELO	1	1	4	2	7	2	2	1	3	10	0	1	34	0	-
	DIVINO DE SAO LOURENCO	1	0	0	0	0	0	1	0	0	0	1	0	3	0	-
	DORES DO RIO PRETO	0	0	0	0	0	0	0	0	0	0	1	0	1	0	-
	GUACUI	5	1	2	2	1	0	5	2	2	8	2	3	33	0	-
	ICONHA	0	0	0	1	0	0	1	1	0	0	0	0	3	0	-
	ITAPEMIRIM	20	1	1	4	2	4	1	0	4	4	2	0	43	0	-
	JERONIMO MONTEIRO	0	0	1	1	1	7	0	0	2	2	1	0	15	0	-
	MARATAIZES	7	3	7	7	1	2	5	5	3	1	1	0	42	0	-
	MIMOSO DO SUL	1	0	0	0	1	0	1	2	1	0	0	1	7	0	-
	MUQUI	1	0	0	0	0	0	0	1	0	0	3	0	5	0	-
	PIUMA	16	12	0	2	2	0	3	2	2	1	0	0	40	0	-
	PRESIDENTE KENNEDY	0	1	0	0	0	1	0	0	0	0	1	1	4	0	-
	RIO NOVO DO SUL	1	0	0	0	1	0	1	2	0	1	0	0	6	0	-
SAO JOSE DO CALCADO	0	0	0	0	0	1	0	0	0	0	0	0	1	0	-	
VARGEM ALTA	4	2	1	1	1	0	0	0	0	1	0	1	11	0	-	
Nordeste	AGUA DOCE DO NORTE	0	0	0	0	0	0	0	0	0	0	0	0	0	0	-
	AGUIA BRANCA	0	0	0	0	0	0	0	0	0	0	0	0	0	0	-
	ALTO RIO NOVO	0	0	0	0	0	0	0	0	0	0	0	0	0	0	-
	BAIXO GUANDU	4	0	0	0	2	0	1	0	1	2	1	0	11	0	-
	BARRA DE SAO FRANCISCO	4	1	1	0	0	0	1	2	0	2	0	3	14	0	-
	BOA ESPERANCA	0	1	1	0	3	0	0	0	1	0	0	0	6	0	-
	COLATINA	7	11	17	16	22	10	8	12	21	16	16	15	171	0	-
	ECOPORANGA	0	0	0	0	1	0	0	0	0	0	0	1	2	0	-
	GOVERNADOR LINDENBERG	0	0	0	0	0	0	0	0	1	0	1	0	2	0	-
	MANTENOPOLIS	0	0	0	0	0	0	1	0	0	0	0	0	1	0	-
	MARILANDIA	0	0	1	0	0	0	3	0	0	0	0	1	5	0	-
	MONTANHA	0	0	0	0	1	1	1	0	1	0	0	0	4	0	-
	MUCURICI	0	0	0	0	0	2	0	0	0	0	0	0	2	0	-
	NOVA VENECIA	2	5	2	3	3	3	3	1	2	2	2	1	29	0	-
	PANCAS	0	0	1	0	1	0	0	1	0	0	0	0	3	0	-
	PINHEIROS	5	0	0	2	1	0	1	0	2	1	0	2	14	0	-
	PONTO BELO	0	0	0	0	1	0	0	0	1	0	0	0	2	0	-
	SAO DOMINGOS DO NORTE	1	0	0	0	0	0	0	0	0	0	0	1	2	0	-
	SAO GABRIEL DA PALHA	1	0	0	1	2	3	1	0	0	2	3	0	13	0	-
	VILA PAVAO	0	0	0	0	0	0	0	0	0	0	0	0	0	0	-
VILA VALERIO	0	0	1	0	0	1	0	0	0	0	0	0	2	0	-	
Serrana	AFONSO CLAUDIO	2	0	3	0	1	0	2	0	0	2	0	0	10	0	-
	BREJETUBA	0	0	1	0	0	1	0	0	1	0	0	0	3	0	-
	CONCEICAO DO CASTELO	0	0	0	0	0	0	0	0	0	0	0	0	0	0	-
	DOMINGOS MARTINS	0	2	2	0	0	0	2	2	0	1	1	0	10	0	-
	IBATIBA	0	0	1	1	1	2	0	0	1	0	0	2	8	0	-
	IBITIRAMA	0	0	0	0	0	0	0	1	1	0	0	0	2	0	-
	IRUPI	0	0	0	0	0	0	0	0	0	1	0	0	1	0	-
	ITAGUACU	0	0	0	0	0	0	0	0	0	2	0	0	2	0	-
	ITARANA	0	0	0	0	0	2	0	1	0	0	0	0	3	0	-
	IUNA	0	3	6	0	1	1	0	0	1	1	0	0	13	0	-
	LARANJA DA TERRA	0	0	0	0	1	1	0	0	0	0	0	0	2	0	-
	MARECHAL FLORIANO	0	0	0	0	0	1	0	1	1	0	1	0	4	0	-
	MUNIZ FREIRE	0	0	0	0	1	0	0	1	2	2	1	1	8	0	-
	SANTA LEOPOLDINA	1	0	0	0	0	0	0	0	0	1	2	0	4	0	-
	SANTA MARIA DE JETIBA	0	0	1	1	2	1	5	0	0	0	0	0	10	0	-
SANTA TERESA	0	0	1	0	0	14	4	1	0	0	0	0	20	0	-	
SAO ROQUE DO CANAA	0	0	0	0	0	0	0	0	0	1	0	0	1	0	-	
VENDA NOVA DO IMIGRANTE	2	0	0	0	0	0	0	2	0	1	2	1	9	0	-	
ES	Total Estado	475	461	339	356	371	372	409	371	374	367	312	359	4566	0	-